

Hydrostatic Pump Repair

www.hydrostaticpumprepair.net

Phone: 800-361-0028

Email: sales@hydrostatic-transmission.com

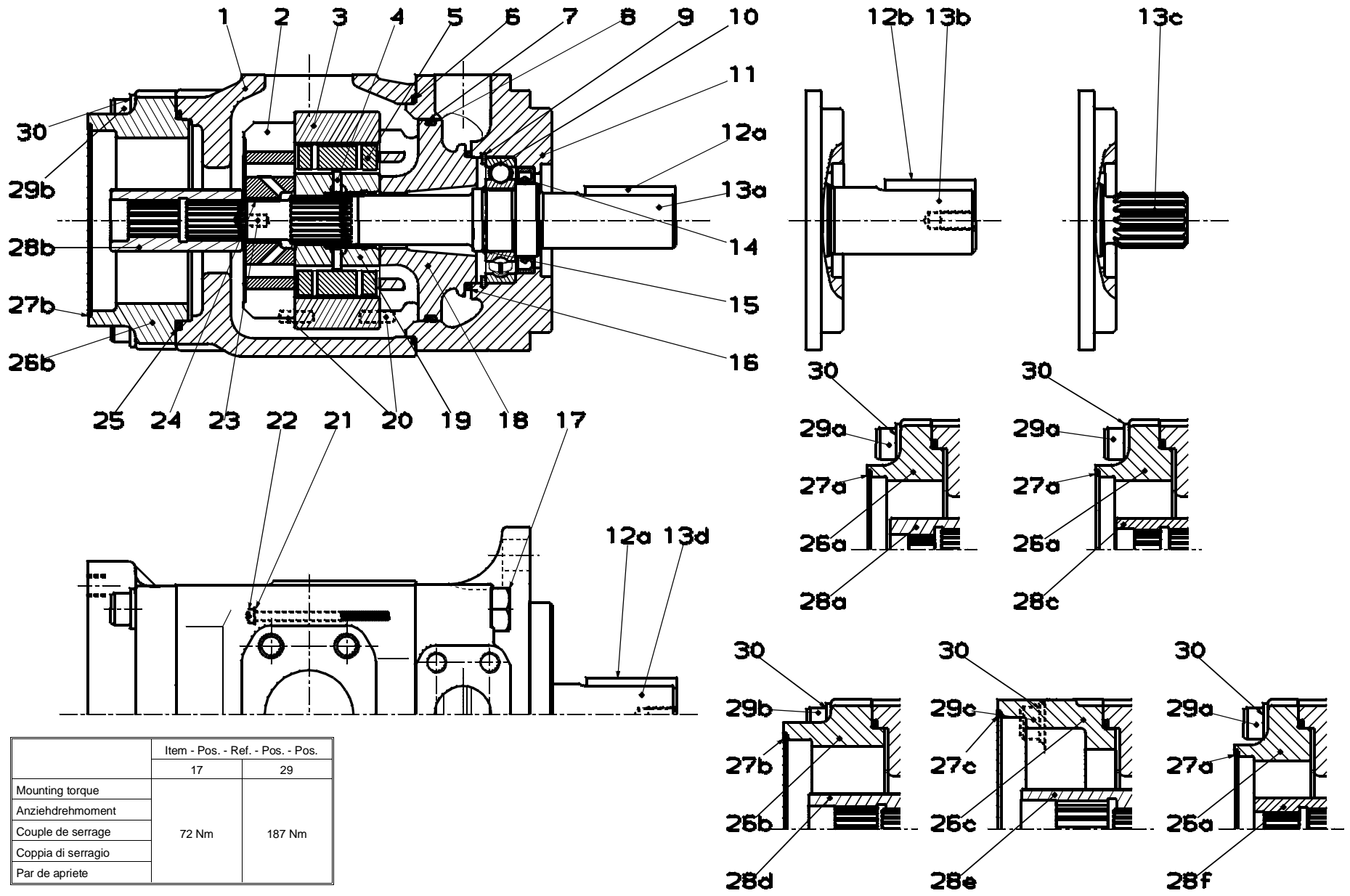
DENISON HYDRAULICS T6DR - T6DRM

vane-type single pump / Flügelzellen-Einzelpumpe
pompe simple à palettes / pompa semplice a palette
tipo bomba de paletas simple
service information



Recommended repair kits and assy's are bolt printed
 Empfohlene Austausch - Baugruppen sind fett gedruckt
 Les pochettes de rechange recommandées sont imprimées en caractères gras
 I kit di ricambio consigliati sono indicati in grassetto
 Los juegos de reparacion recomendados y los conjuntos, estan en negrita

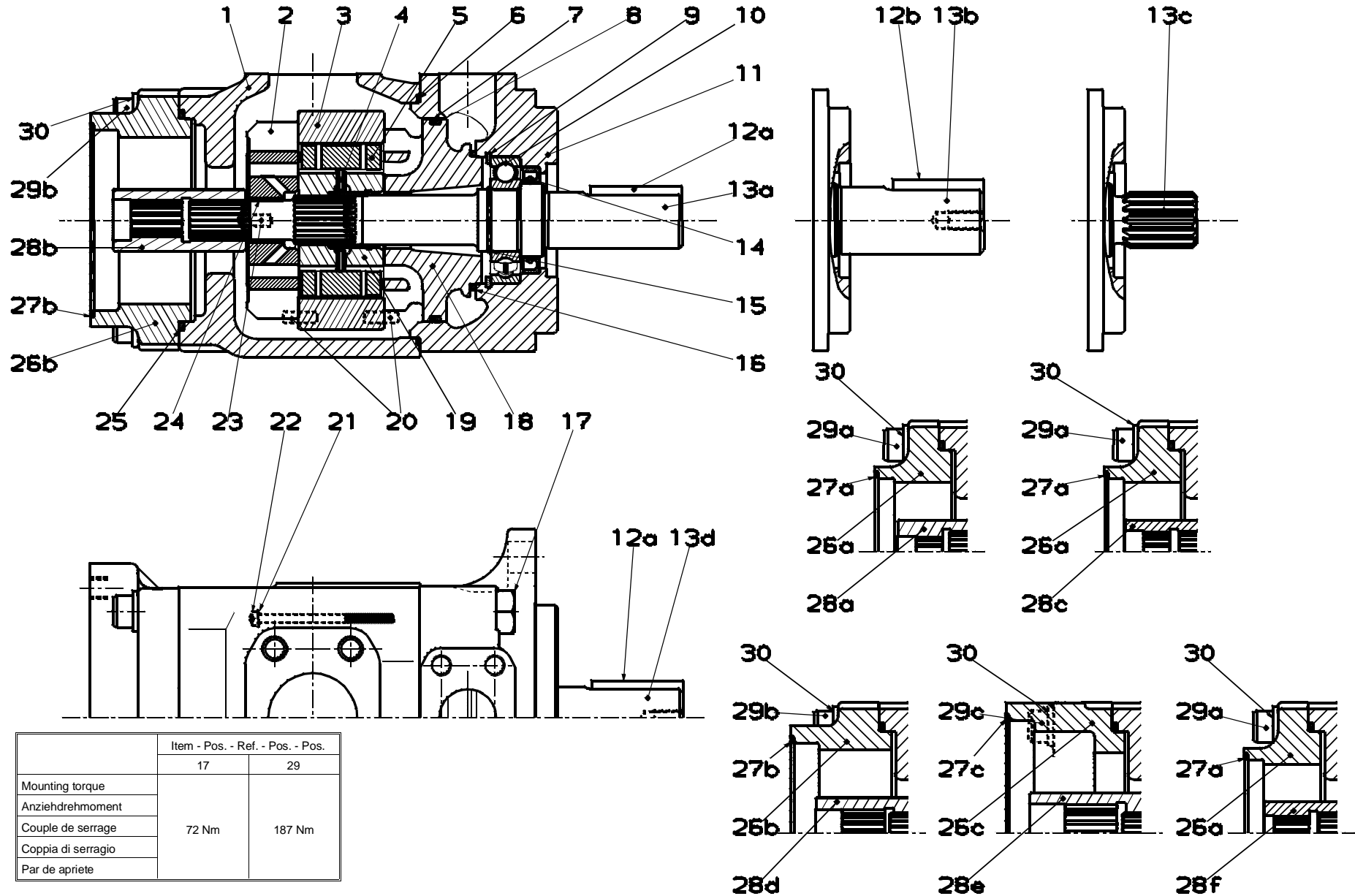
T6DR



	Item - Pos. - Ref. - Pos. - Pos.	
	17	29
Mounting torque		
Anziehdrehmoment		
Couple de serrage	72 Nm	187 Nm
Coppia di serragio		
Par de apriete		

Recommended repair kits and assy's are bolt printed
 Empfohlene Austausch - Baugruppen sind fett gedruckt
 Les pochettes de rechange recommandées sont imprimées en caractères gras
 I kit di ricambio consigliati sono indicati in grassetto
 Los juegos de reparacion recomendados y los conjuntos, estan en negrita

T6DRM



	Item - Pos. - Ref. - Pos. - Pos.	
	17	29
Mounting torque		
Anziehdrehmoment		
Couple de serrage	72 Nm	187 Nm
Coppia di serragio		
Par de apriete		

Item Pos. Ref. Pos. Pos.	Description <i>Descrizione</i>	Benennung <i>Descripcion</i>	Description		Part N° Teil Nr. Code N° Cod. N° Referencia T6DR	Part N° Teil Nr. Code N° Cod. N° Referencia T6DRM	Qty Stück Qté Q.tà Cant.
1	Housing (standard) <i>Corpo (standard)</i>	Gehäuse (Standard) <i>Cuerpo (estandar)</i>	Carter (standard)		034.66551	034.66551	1
2	Port plate-rear C.C.W. <i>Piatto distributore post. antioraria</i>	Steuerplatte Linkslauf <i>Plato distribuidor trasero giro I</i>	Plaque arrière rotation gauche	AG	034.67114		1
	Port plate-rear C.W. <i>Piatto distributore post. oraria</i>	Steuerplatte Rechtslauf <i>Plato distribuidor trasero giro D</i>	Plaque arrière rotation droite	AH	034.67112		1
	Port plate-rear <i>Piatto distributore</i>	Steuerplatte <i>Plato distribuidor trasero</i>	Plaque arrière	AI		034.59101	1
3	Cam ring 014 <i>Anello camma 014</i>	Hubring 014 <i>Aro volumetrico 014</i>	Came 014	A	034.66708	034.66708	1
	Cam ring 017 <i>Anello camma 017</i>	Hubring 017 <i>Aro volumetrico 017</i>	Came 017	A	034.67028	034.67028	1
	Cam ring 020 <i>Anello camma 020</i>	Hubring 020 <i>Aro volumetrico 020</i>	Came 020	A	034.66596	034.66596	1
	Cam ring 024 <i>Anello camma 024</i>	Hubring 024 <i>Aro volumetrico 024</i>	Came 024	A	034.59294	034.59294	1
	Cam ring 028 <i>Anello camma 028</i>	Hubring 028 <i>Aro volumetrico 028</i>	Came 028	A	034.59133	034.59133	1
	Cam ring 031 <i>Anello camma 031</i>	Hubring 031 <i>Aro volumetrico 031</i>	Came 031	A	034.59135	034.59135	1
	Cam ring 035 <i>Anello camma 035</i>	Hubring 035 <i>Aro volumetrico 035</i>	Came 035	A	034.59137	034.59137	1
	Cam ring 038 <i>Anello camma 038</i>	Hubring 038 <i>Aro volumetrico 038</i>	Came 038	A	034.59139	034.59139	1
	Cam ring 042 <i>Anello camma 042</i>	Hubring 042 <i>Aro volumetrico 042</i>	Came 042	A	034.59132	034.59132	1
	Cam ring 045 <i>Anello camma 045</i>	Hubring 045 <i>Aro volumetrico 045</i>	Came 045	A	034.59131	034.59131	1
	Cam ring 050 <i>Anello camma 050</i>	Hubring 050 <i>Aro volumetrico 050</i>	Came 050	A	034.66737	034.66737	1
4	Pin-vane holdout <i>Pistoncino di sostentamento</i>	Stössel <i>Espiga empuje paleta</i>	Poussoir de palette	A	034.59130	034.24984	10
5	Vane <i>Paletta</i>	Flügel <i>Paleta</i>	Palette	A	034.53588	034.53588	10
6	Sq. section seal <i>Guarnizione</i>	Dichtring <i>Junta seccion cuadrada</i>	Joint section carrée	AB	671.10159	691.10159	1
7	Back-up ring <i>Anello anti-estrusione</i>	Stützring <i>Anillo</i>	Bague anti-extrusion	AB	618.15017	618.15017	1
8	Sq. section seal <i>Guarnizione</i>	Dichtring <i>Junta seccion cuadrada</i>	Joint section carrée	AB	691.10244	691.10244	1
9	Retaining ring <i>Anello elastico</i>	Sicherungsring <i>Anillo de retención</i>	Circlips		356.32283	356.32283	1

Item Pos. Ref. Pos. Pos.	Description <i>Descrizione</i>	Benennung <i>Descripción</i>	Description		Part N° Teil Nr. Code N° Cod. N° Referencia T6DR	Part N° Teil Nr. Code N° Cod. N° Referencia T6DRM	Qty Stück Qté Qtá Cant.
10	Ball bearing <i>Cuscinetto a sfera</i>	Kugellager <i>Cojinete de bolas</i>	Roulement à billes	CD EF	230.00207	230.00207	1
11	Mounting cap (standard) <i>Coperchio (standard)</i>	Deckel (Standard) <i>Tapa de montaje (estandar)</i>	Chapeau de montage (standard)		034.66495	034.66495	1
12a	Key (code 1 and 5) <i>Chiavetta (codice 1 e 5)</i>	Paßfeder (Typ 1 und 5) <i>Chaveta (codigo 1 & 5)</i>	Clavette (code 1 et 5)	CF	034.46754	034.46754	1
12b	Key (code 2) <i>Chiavetta (codice 2)</i>	Paßfeder (Typ 2) <i>Chaveta (codigo 2)</i>	Clavette (code 2)	D	034.70330	034.70330	1
13a	Shaft (keyed) (code 1) <i>Albero a chiavetta (codice 1)</i>	Paßfederwelle (Typ 1) <i>Eje chaveteado (codigo 1)</i>	Arbre à clavette (code 1)	C	034.66560	034.66560	1
13b	Shaft (keyed) (code 2) <i>Albero a chiavetta (codice 2)</i>	Paßfederwelle (Typ 2) <i>Eje chaveteado (codigo 2)</i>	Arbre à clavette (code 2)	D	034.66561	034.66561	1
13c	Shaft (splined) (code 3) <i>Albero scanalato (codice 3)</i>	Vielkeilwelle (Typ 3) <i>Eje estriado (codigo 3)</i>	Arbre à cannelures (code 3)	E	034.66562	034.66562	1
13d	Shaft (keyed) (code 5) <i>Albero a chiavetta (codice 5)</i>	Paßfederwelle (Typ 5) <i>Eje chaveteado (codigo 5)</i>	Arbre à clavette (code 5)	F	034.66563	034.66563	1
14	Shaft seal (S1 - 0,7 bar) <i>Paraolio (S1 - 0,7 bar)</i>	Simmerring (S1 - 0,7 bar) <i>Reten eje (S1 - 0,7 bar)</i>	Joint d'arbre (S1 - 0,7 bar)	B	620.82064	620.82064	1
	Shaft seal (S4 - S5 - 7 bar) <i>Paraolio (S4 - S5 - 7 bar)</i>	Simmerring (S4 - S5 - 7 bar) <i>Reten eje (S4 - S5 - 7 bar)</i>	Joint d'arbre (S4 - S5 - 7 bar)	B	620.82072	620.82072	1
15	Round section ring <i>Anello</i>	Sicherungsring <i>Anillo tórico</i>	Anneau	CD EF	034.70853	034.70853	1
16	Sq. section seal <i>Guarnizione</i>	Dichtring <i>Junta seccion cuadrada</i>	Joint section carrée	AB	691.10232	691.10232	1
17	Screw <i>Vite</i>	Schraube <i>Tornille</i>	Vis		306.40156	306.40156	4
18	Port plate-pressure C.C.W. <i>Piatto distributore anter. antioraria</i>	Steuerplatte Linkslauf <i>Plato distribuidor-presión giro I</i>	Plaque pression rotation gauche	A	034.67113		1
	Port plate-pressure C.W. <i>Piatto distributore anter. oraria</i>	Steuerplatte Rechtslauf <i>Plato distribuidor-presión giro D</i>	Plaque pression rotation droite	A	034.67111		1
	Port plate-pressure <i>Piatto distributore anter.</i>	Steuerplatte <i>Plato distribuidor-presión</i>	Plaque pression	A		034.59057	1
19	Rotor-insert ass'y <i>Insieme rotore</i>	Rotor <i>Conjunto rotore</i>	Rotor et douille ass.	A	S24.10121	S24.30018	1
20	Dowel pin <i>Spina</i>	Zentrierstift <i>Pasador</i>	Goupille	A	324.21612	324.21612	2
21	Washer <i>Rondella</i>	Scheibe <i>Arandela</i>	Rondelle	A	348.10010	348.10010	2
22	Screw <i>Vite</i>	Schraube <i>Tornille</i>	Vis	A	317.10320	317.10320	2
23	Dowel pin <i>Spina</i>	Zentrierstift <i>Pasador</i>	Goupille	A	323.82004	323.82004	1

Item Pos. Ref. Pos. Pos.	Description <i>Descrizione</i>	Benennung <i>Descripcion</i>	Description		Part N° Teil Nr. Code N° Cod. N° Referencia T6DR	Part N° Teil Nr. Code N° Cod. N° Referencia T6DRM	Qty Stück Qté Q.tà Cant.
24	Bush <i>Bussola</i>	Buchse <i>Cojinete de fricción</i>	Bague	AG HI	034.70868	034.70868	1
25	O.ring <i>Guarnizione</i>	Dichtring <i>Guarnizione torica</i>	Joint torique	B	671.00246	671.00246	1
26a	Mounting adapter (SAE A) <i>Adattatore (SAE A)</i>	Befestigungsflansch (SAE A) <i>Adaptador de montaje (SAE A)</i>	Adaptateur de montage (SAE A)	J	034.67437	034.67437	1
26b	Mounting adapter (SAE B) <i>Adattatore (SAE B)</i>	Befestigungsflansch (SAE B) <i>Adaptador de montaje (SAE B)</i>	Adaptateur de montage (SAE B)	K	034.67438	034.67438	1
26c	Mounting adapter (SAE C) <i>Adattatore (SAE C)</i>	Befestigungsflansch (SAE C) <i>Adaptador de montaje (SAE C)</i>	Adaptateur de montage (SAE C)	L	034.66934	034.66934	1
27a	Sq. section seal <i>Guarnizione</i>	Dichtring <i>Junta seccion cuadrada</i>	Joint section carrée	BJ	671.10152	671.10152	1
27b	Sq. section seal <i>Guarnizione</i>	Dichtring <i>Junta seccion cuadrada</i>	Joint section carrée	BK	671.10155	671.10155	1
27c	Sq. section seal <i>Guarnizione</i>	Dichtring <i>Junta seccion cuadrada</i>	Joint section carrée	BL	671.10159	671.10159	1
28a	Coupling (SAE A) (9 teeth) <i>Giunto (SAE A) (9 denti)</i>	Kupplung (SAE A) (zähnezahl 9) <i>Acoplamiento (SAE A) (9 dientes)</i>	Accouplement (SAE A) (9 dents)		034.66538	034.66538	1
28b	Coupling (SAE B) for adapter SAE B <i>Giunto (SAE B) per adattatore SAE B</i>	Kupplung (SAE B) Befestigungsflansch SAE B <i>Acoplamiento (SAE B) para adaptador SAE B</i>	Accouplement (SAE B) pour adaptateur SAE B		034.66541	034.66541	1
28c	Coupling (SAE B) for adapter SAE A <i>Giunto (SAE B) per adattatore SAE A</i>	Kupplung (SAE B) Befestigungsflansch SAE A <i>Acoplamiento (SAE B) para adaptador SAE A</i>	Accouplement (SAE B) pour adaptateur SAE A		034.66650	034.66650	1
28d	Coupling (SAE B-B) <i>Giunto (SAE B-B)</i>	Kupplung (SAE B-B) <i>Acoplamiento (SAE B-B)</i>	Accouplement (SAE B-B)		034.66544	034.66544	1
28e	Coupling (SAE C) <i>Giunto (SAE C)</i>	Kupplung (SAE C) <i>Acoplamiento (SAE C)</i>	Accouplement (SAE C)		034.66547	034.66547	1
28f	Coupling (SAE) (11 teeth) <i>Giunto (SAE) (11 denti)</i>	Kupplung (SAE) (zähnezahl 11) <i>Acoplamiento (SAE) (11 dientes)</i>	Accouplement (SAE) (11 dents)		034.66653	034.66653	1
29a	Screw <i>Vite</i>	Schraube <i>Tornille</i>	Vis	J	361.12254.8	361.12254.8	4
29b	Screw <i>Vite</i>	Schraube <i>Tornille</i>	Vis	K	361.12264.3	361.12264.3	4
29c	Screw <i>Vite</i>	Schraube <i>Tornille</i>	Vis	L	361.12284.3	361.12284.3	4
30	Washer <i>Rondella</i>	Scheibe <i>Arandela</i>	Rondelle	JKL	034.66412	034.66412	4
	REPAIR KIT KIT DI RICAMBIO	AUSTAUSCH-BAUGRUPPEN CONJUNTO REPARACION	POCHETTES RECHANGES				
A	Cart. and plate ass'y *14 C.W. Ins. cart. *14 oraria	Pumpeneinheit *14 Rechtslauf Conjunto cart. y platos *14 giro d.	Cart. et plaque ass. *14 rot. d.		S24.33849	S24.40789	1
A	Cart. and plate ass'y *14 C.C.W. Ins. cart. *14 antioraria	Pumpeneinheit *14 Linkslauf Conjunto cart. y platos *14 giro i.	Cart. et plaque ass. *14 rot. g.		S24.40598	S24.40790	1

Item Pos. Ref. Pos. Pos.	Description <i>Descrizione</i>	Benennung <i>Descripcion</i>	Description	Part N° Teil Nr. Code N° Cod. N° Referencia T6DR	Part N° Teil Nr. Code N° Cod. N° Referencia T6DRM	Qty Stück Qté Q.tà Cant.
A	Cart. and plate ass'y *17 C.W. <i>Ins. cart. *17 oraria</i>	Pumpeneinheit *17 Rechtslauf <i>Conjunto cart. y platos *17 giro d.</i>	<i>Cart. et plaque ass. *17 rot. d.</i>	S24.58996	S24.63325	1
A	Cart. and plate ass'y *17 C.C.W. <i>Ins. cart. *17 antioraria</i>	Pumpeneinheit *17 Linkslauf <i>Conjunto cart. y platos *17 giro i.</i>	<i>Cart. et plaque ass. *17 rot. g.</i>	S24.58997	S24.64242	1
A	Cart. and plate ass'y *20 C.W. <i>Ins. cart. *20 oraria</i>	Pumpeneinheit *20 Rechtslauf <i>Conjunto cart. y platos *20 giro d.</i>	<i>Cart. et plaque ass. *20 rot. d.</i>	S24.26486	S24.30139	1
A	Cart. and plate ass'y *20 C.C.W. <i>Ins. cart. *20 antioraria</i>	Pumpeneinheit *20 Linkslauf <i>Conjunto cart. y platos *20 giro i.</i>	<i>Cart. et plaque ass. *20 rot. g.</i>	S24.26487	S24.30140	1
A	Cart. and plate ass'y *24 C.W. <i>Ins. cart. *24 oraria</i>	Pumpeneinheit *24 Rechtslauf <i>Conjunto cart. y platos *24 giro d.</i>	<i>Cart. et plaque ass. *24 rot. d.</i>	S14.97784	S24.30141	1
A	Cart. and plate ass'y *24 C.C.W. <i>Ins. cart. *24 antioraria</i>	Pumpeneinheit *24 Linkslauf <i>Conjunto cart. y platos *24 giro i.</i>	<i>Cart. et plaque ass. *24 rot. g.</i>	S24.25544	S24.30142	1
A	Cart. and plate ass'y *28 C.W. <i>Ins. cart. *28 oraria</i>	Pumpeneinheit *28 Rechtslauf <i>Conjunto cart. y platos *28 giro d.</i>	<i>Cart. et plaque ass. *28 rot. d.</i>	S24.10837	S24.30143	1
A	Cart. and plate ass'y *28 C.C.W. <i>Ins. cart. *28 antioraria</i>	Pumpeneinheit *28 Linkslauf <i>Conjunto cart. y platos *28 giro i.</i>	<i>Cart. et plaque ass. *28 rot. g.</i>	S24.10838	S24.30144	1
A	Cart. and plate ass'y *31 C.W. <i>Ins. cart. *31 oraria</i>	Pumpeneinheit *31 Rechtslauf <i>Conjunto cart. y platos *31 giro d.</i>	<i>Cart. et plaque ass. *31 rot. d.</i>	S24.10839	S24.30145	1
A	Cart. and plate ass'y *31 C.C.W. <i>Ins. cart. *31 antioraria</i>	Pumpeneinheit *31 Linkslauf <i>Conjunto cart. y platos *31 giro i.</i>	<i>Cart. et plaque ass. *31 rot. g.</i>	S24.10840	S24.30146	1
A	Cart. and plate ass'y *35 C.W. <i>Ins. cart. *35 oraria</i>	Pumpeneinheit *35 Rechtslauf <i>Conjunto cart. y platos *35 giro d.</i>	<i>Cart. et plaque ass. *35 rot. d.</i>	S24.10841	S24.30147	1
A	Cart. and plate ass'y *35 C.C.W. <i>Ins. cart. *35 antioraria</i>	Pumpeneinheit *35 Linkslauf <i>Conjunto cart. y platos *35 giro i.</i>	<i>Cart. et plaque ass. *35 rot. g.</i>	S24.10842	S24.30148	1
A	Cart. and plate ass'y *38 C.W. <i>Ins. cart. *38 oraria</i>	Pumpeneinheit *38 Rechtslauf <i>Conjunto cart. y platos *38 giro d.</i>	<i>Cart. et plaque ass. *38 rot. d.</i>	S24.10843	S24.30149	1
A	Cart. and plate ass'y *38 C.C.W. <i>Ins. cart. *38 antioraria</i>	Pumpeneinheit *38 Linkslauf <i>Conjunto cart. y platos *38 giro i.</i>	<i>Cart. et plaque ass. *38 rot. g.</i>	S24.10844	S24.30150	1
A	Cart. and plate ass'y *42 C.W. <i>Ins. cart. *42 oraria</i>	Pumpeneinheit *42 Rechtslauf <i>Conjunto cart. y platos *42 giro d.</i>	<i>Cart. et plaque ass. *42 rot. d.</i>	S24.10845	S24.30151	1
A	Cart. and plate ass'y *42 C.C.W. <i>Ins. cart. *42 antioraria</i>	Pumpeneinheit *42 Linkslauf <i>Conjunto cart. y platos *42 giro i.</i>	<i>Cart. et plaque ass. *42 rot. g.</i>	S24.10846	S24.30152	1
A	Cart. and plate ass'y *45 C.W. <i>Ins. cart. *45 oraria</i>	Pumpeneinheit *45 Rechtslauf <i>Conjunto cart. y platos *45 giro d.</i>	<i>Cart. et plaque ass. *45 rot. d.</i>	S24.10847	S24.30153	1
A	Cart. and plate ass'y *45 C.C.W. <i>Ins. cart. *45 antioraria</i>	Pumpeneinheit *45 Linkslauf <i>Conjunto cart. y platos *45 giro i.</i>	<i>Cart. et plaque ass. *45 rot. g.</i>	S24.10848	S24.30154	1
A	Cart. and plate ass'y *50 C.W. <i>Ins. cart. *50 oraria</i>	Pumpeneinheit *50 Rechtslauf <i>Conjunto cart. y platos *50 giro d.</i>	<i>Cart. et plaque ass. *50 rot. d.</i>	S24.40028	S24.40030	1
A	Cart. and plate ass'y *50 C.C.W. <i>Ins. cart. *50 antioraria</i>	Pumpeneinheit *50 Linkslauf <i>Conjunto cart. y platos *50 giro i.</i>	<i>Cart. et plaque ass. *50 rot. g.</i>	S24.40029	S24.40031	1
B	Seal kit (S1 - 0,7 bar) <i>Serie guarnizioni (S1 - 0,7 bar)</i>	Dichtringsatz (S1 - 0,7 bar) <i>Juego de juntas (S1 - 0,7 bar)</i>	<i>Pochette de joint (S1 - 0,7 bar)</i>	S24.26384	S24.26384	1
	Seal kit (S4 - 7 bar) <i>Serie guarnizioni (S4 - 7 bar)</i>	Dichtringsatz (S4 - 7 bar) <i>Juego de juntas (S4 - 7 bar)</i>	<i>Pochette de joint (S4 - 7 bar)</i>	S24.26384.4	S24.26384.4	1
	Seal kit (S5 - 7 bar) <i>Serie guarnizioni (S5 - 7 bar)</i>	Dichtringsatz (S5 - 7 bar) <i>Juego de juntas (S5 - 7 bar)</i>	<i>Pochette de joint (S5 - 7 bar)</i>	S24.26384.5	S24.26384.5	1

Item Pos. Ref. Pos. Pos.	Description <i>Descrizione</i>	Benennung <i>Descripcion</i>	Description	Part N° Teil Nr. Code N° Cod. N° Referencia T6DR	Part N° Teil Nr. Code N° Cod. N° Referencia T6DRM	Qty Stück Qté Q.tà Cant.
C	Shaft and bearing ass'y (code 1) <i>Ins. albero (codice 1)</i>	Baugruppe (Welle u. Lager) (Typ 1) <i>Conjunto eje cojinete (codigo 1)</i>	Arbre et roulement ass. (code 1)	S24.26349	S24.26349	1
D	Shaft and bearing ass'y (code 2) <i>Ins. albero (codice 2)</i>	Baugruppe (Welle u. Lager) (Typ 2) <i>Conjunto eje cojinete (codigo 2)</i>	Arbre et roulement ass. (code 2)	S24.26350	S24.26350	1
E	Shaft and bearing ass'y (code 3) <i>Ins. albero (codice 3)</i>	Baugruppe (Welle u. Lager) (Typ 3) <i>Conjunto eje cojinete (codigo 3)</i>	Arbre et roulement ass. (code 3)	S24.26351	S24.26351	1
F	Shaft and bearing ass'y (code 5) <i>Ins. albero (codice 5)</i>	Baugruppe (Welle u. Lager) (Typ 5) <i>Conjunto eje cojinete (codigo 5)</i>	Arbre et roulement ass. (code 5)	S24.26352	S24.26352	1
G	Port plate-rear and bush ass'y C.C.W. <i>Ins. piatto distributore post. antioraria</i>	Steuerplatte mit Buchse Linkslauf <i>Conj. plato dist. tras. con coj. fricción giro I</i>	Plaque ar. et bague ass. rot. gauche	S24.63710		1
H	Port plate-rear and bush ass'y C.W. <i>Ins. piatto distributore post. oraria</i>	Steuerplatte mit Buchse Rechtslauf <i>Conj. plato dist. tras. con coj. fricción giro D</i>	Plaque ar. et bague ass. rot. droite	S24.63709		1
I	Port plate-rear and bush ass'y <i>Ins. piatto distributore post.</i>	Steuerplatte mit Buchse <i>Conj. plato dist. tras. con coj. fricción</i>	Plaque ar. et bague ass.		S24.10122	1
J	Mounting adapter ass'y (SAE A) <i>Ins. adattatore (SAE A)</i>	Befestigungsflansch (nach SAE A) <i>Conj. adaptador de montaje (SAE A)</i>	Adaptateur ass. (SAE A)	S24.73903	S24.73903	1
K	Mounting adapter ass'y (SAE B) <i>Ins. adattatore (SAE B)</i>	Befestigungsflansch (nach SAE B) <i>Conj. adaptador de montaje (SAE B)</i>	Adaptateur ass. (SAE B)	S24.73904	S24.73904	1
L	Mounting adapter ass'y (SAE C) <i>Ins. adattatore (SAE C)</i>	Befestigungsflansch (nach SAE C) <i>Conj. adaptador de montaje (SAE C)</i>	Adaptateur ass. (SAE C)	S24.49851	S24.49851	1
Notes						

Model Code

Model number :

Series _____

One letter can be added to specify special parts in series _____

Cam ring

(Volumetric displacement) (ml/rev)

014 = 47,6

017 = 58,2

020 = 66,0

024 = 79,5

Type of shaft

1 = keyed (SAE C)

2 = keyed (SAE C-C)

3 = splined (SAE C)

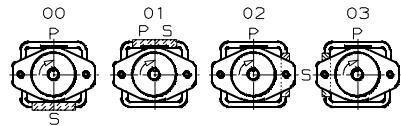
5 = keyed (no SAE)

Direction of rotation

R = Clockwise

L = Counter-clockwise

Porting combination



Adapter

0 = None

A = SAE A

B = SAE B

C = SAE C

Coupling

1 = SAE A (9 teeth)

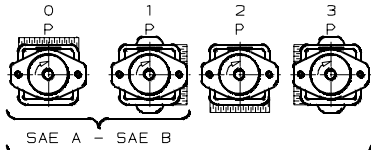
2 = SAE B

3 = SAE B-B

4 = SAE C

5 = SAE J 498 b 16/32 (11 teeth)

Porting adapter



Design letter

SAE C

Seal class

1 = S1 - BUNA N

4 = S4 - EPDM

5 = S5 - VITON

Modifications

Typenschlüssel

Typenbezeichnung :

Baureihe _____

Optionen _____

geom. Fördervolumen (Flügelzellenpumpe)

(Geometrisches Fördervolumen) (cm³/U)

028 = 89,7

031 = 98,3

035 = 111,0

038 = 120,3

Art der Welle

1 = Paßfederwelle (SAE C)

2 = Paßfederwelle (SAE C-C)

3 = Vielkeilwelle (SAE C)

5 = Paßfederwelle (nicht SAE)

Drehrichtung

R = Rechtslauf

L = Linkslauf

Lage der Anschlüsse

P = Pressure port - Druckanschluß - Orifice de refoulement

S = Suction port - Sauganschluß - Orifice d'aspiration

Flansch

0 = Ohne

A = SAE A

B = SAE B

C = SAE C

Kupplung

1 = SAE A (zähnezahl 9)

2 = SAE B

3 = SAE B-B

4 = SAE C

5 = SAE J 198 b 16/32 (zähnezahl 11)

Befestigungsflansch

Ausführungsbuchstabe

Dichtungsklasse

1 = S1 - BUNA N

4 = S4 = EPDM

5 = S5 - VITON

Modifikationen

Designation - type

Número du modèle :

Série _____ **T6DR . - 020 - 1 R 00 - A 20 - A 1 - ..**

Une lettre peut être ajoutée pour spécifier les pièces spéciales dans la série.

Cam

(Cylindrée théorique) (cm³/tr)

042 = 136,0

045 = 145,7

050 = 158,0

Type d'arbre

1 = à clavette (SAE C)

2 = à clavette (SAE C-C)

3 = à cannelures (SAE C)

5 = à clavette (non SAE)

Sens de rotation

R = à droite

L = à gauche

Combinaison des orifices

Adaptateur

0 = Sans

A = SAE A

B = SAE B

C = SAE C

Accouplement

1 = SAE A (9 dents)

2 = SAE B

3 = SAE B-B

4 = SAE C

5 = SAE J498 b 16/32 (11 dents)

Adaptateur de montage

Conception

Classe de joint

1 = S1 - BUNA N

4 = S4 - EPDM

5 = S5 - VITON

Modifications

Designazione

Sigla :

Serie _____

Una lettera può essere aggiunta per specificare parti speciali nella serie _____

Tipo di cartuccia

(cilindrata) (ml/giro)

014 = 47,6
017 = 58,2
020 = 66,0
024 = 79,5
028 = 89,7
031 = 98,3

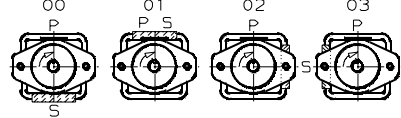
Tipo di albero

1 = a chiavetta (SAE C)
2 = a chiavetta (SAE C-C)
3 = scanalato (SAE C)
5 = a chiavetta

Senso di rotazione

R = Orario
L = Antiorario

Orientamento delle bocche



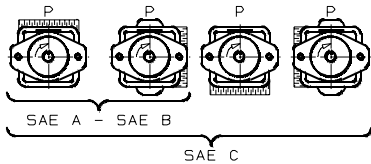
Adattatore

0 = Senza
A = SAE A
B = SAE B
C = SAE C

Giunto

1 = SAE A (9 denti)
2 = SAE B
3 = SAE B-B
4 = SAE C
5 = SAE J 498 b 16/32 (11 denti)

Orientamento dell'adattatore



Disegno

Tipo di guarnizioni

1 = S1 - BUNA N
4 = S4 - EPDM
5 = S5 - VITON

Modifiche

Clave de designación

Referencia modelo :

Serie _____

Una letra puede ser añadida para especificar piezas especiales en la serie _____

Aro volumetrico

(Cilindrada) (ml/rev)

031 = 98,3
035 = 111,0
038 = 120,3
042 = 136,0
045 = 145,7
050 = 158,0

Tipo de eje

1 = chaveteado (SAE C)
2 = chaveteado (SAE C-C)
3 = estriado (SAE C)
5 = chaveteado (no SAE)

Sentido de giro

R = Derecha
L = Izquierda

Posición de bocas

P = Mandata - Boca de presión
S = Aspirazione - Boca de aspiración

Adaptador

0 =
A = SAE A
B = SAE B
C = SAE C

Acoplamiento

1 = SAE A (9 dientes)
2 = SAE B
3 = SAE B-B
4 = SAE C
5 = SAE J 498 b 16/32 (11 dientes)

Adaptador de montaje

Letra de diseño

Clase de juntas

1 = S1 - BUNA N
4 = S4 - EPDM
5 = S5 - VITON

Modificaciones

T6DR - 020 - 1 R 00 - A 20 - A 1 - ..

Model Code

Model number :

Series _____

One letter can be added to specify special parts in series _____

Cam ring

(Volumetric displacement) (ml/rev)

B14 = 47,6
B17 = 58,2
B20 = 66,0
B24 = 79,5

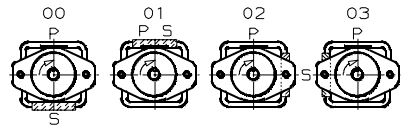
Type of shaft

1 = keyed (SAE C)
2 = keyed (SAE C-C)
3 = splined (SAE C)
5 = keyed (no SAE)

Direction of rotation

R = Clockwise
L = Counter-clockwise

Porting combination



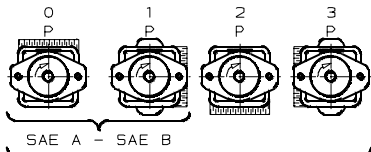
Adapter

0 = None
A = SAE A
B = SAE B
C = SAE C

Coupling

1 = SAE A (9 teeth)
2 = SAE B
3 = SAE B-B
4 = SAE C
5 = SAE J 498 b 16/32 (11 teeth)

Porting adapter



Design letter

SAE C

Seal class

1 = S1 - BUNA N
4 = S4 - EPDM
5 = S5 - VITON

Modifications

Typenschlüssel

Typenbezeichnung :

Baureihe _____

Optionen _____

geom. Fördervolumen (Flügelzellenpumpe)

(Geometrisches Fördervolumen) (cm³/U)

B28 = 89,7
B31 = 98,3
B35 = 111,0
B38 = 120,3

Art der Welle

1 = Paßfederwelle (SAE C)
2 = Paßfederwelle (SAE C-C)
3 = Vielkeilwelle (SAE C)
5 = Paßfederwelle (nicht SAE)

Drehrichtung

R = Rechtslauf
L = Linkslauf

Lage der Anschlüsse

P = Pressure port - Druckanschluß - Orifice de refoulement
S = Suction port - Sauganschluß - Orifice d'aspiration

Flansch

0 = Ohne
A = SAE A
B = SAE B
C = SAE C

Kupplung

1 = SAE A (zähnezahl 9)
2 = SAE B
3 = SAE B-B
4 = SAE C
5 = SAE J 198 b 16/32 (zähnezahl 11)

Befestigungsflansch

Ausführungsbuchstabe

Dichtungsclassse

1 = S1 - BUNA N
4 = S4 - EPDM
5 = S5 - VITON

Modifikationen

Designation - type

Número du modèle :

Série _____ **T6DRM .- B20 - 1 R 00 - A 20 - A 1 - ..**

Une lettre peut être ajoutée pour spécifier les pièces spéciales dans la série. _____

Cam

(Cylindree théorique) (cm³/tr)

B42 = 136,0
B45 = 145,7
B50 = 158,0

Type d'arbre

1 = à clavette (SAE C)
2 = à clavette (SAE C-C)
3 = à cannelures (SAE C)
5 = à clavette (non SAE)

Sens de rotation

R = à droite
L = à gauche

Combinaison des orifices

Adaptateur

0 = Sans
A = SAE A
B = SAE B
C = SAE C

Accouplement

1 = SAE A (9 dents)
2 = SAE B
3 = SAE B-B
4 = SAE C
5 = SAE J498 b 16/32 (11 dents)

Adaptateur de montage

Conception

Classe de joint

1 = S1 - BUNA N
4 = S4 - EPDM
5 = S5 - VITON

Modifications

Designazione

Sigla :

Serie _____

Una lettera può essere aggiunta per specificare parti speciali nella serie _____

Tipo di cartuccia

(cilindrata) (ml/giro)

014 = 47,6

017 = 58,2

020 = 66,0

024 = 79,5

028 = 89,7

031 = 98,3

Tipo di albero

1 = a chiave (SAE C)

2 = a chiave (SAE C-C)

3 = scanalato (SAE C)

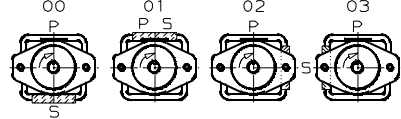
5 = a chiave

Senso di rotazione

R = Orario

L = Antiorario

Orientamento delle bocche



Adattatore

0 = Senza

A = SAE A

B = SAE B

C = SAE C

Giunto

1 = SAE A (9 denti)

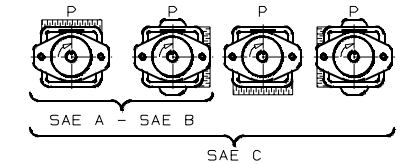
2 = SAE B

3 = SAE B-B

4 = SAE C

5 = SAE J 498 b 16/32 (11 denti)

Orientamento dell'adattatore



Disegno

Tipo di guarnizioni

1 = S1 - BUNA N

4 = S4 - EPDM

5 = S5 - VITON

Modifiche

Clave de designación

Referencia modelo :

Serie _____

Una letra puede ser añadida para especificar piezas especiales en la serie _____

Aro volumetrico

(Cilindrada) (ml/rev)

031 = 98,3

035 = 111,0

038 = 120,3

042 = 136,0

045 = 145,7

050 = 158,0

Tipo de eje

1 = chaveteado (SAE C)

2 = chaveteado (SAE C-C)

3 = estriado (SAE C)

5 = chaveteado (no SAE)

Sentido de giro

R = Derecha

L = Izquierda

Posición de bocas

P = Mandata - Boca de presión

S = Aspirazione - Boca de aspiración

Adaptador

0 =

A = SAE A

B = SAE B

C = SAE C

Acoplamiento

1 = SAE A (9 dientes)

2 = SAE B

3 = SAE B-B

4 = SAE C

5 = SAE J 498 b 16/32 (11 dientes)

Adaptador de montaje

Letra de diseño

Clase de juntas

1 = S1 - BUNA N

4 = S4 - EPDM

5 = S5 - VITON

Modificaciones

T6DRM . - B20 - 1 R 00 - A 20 - A 1 - ..