

Hydrostatic Pump Repair

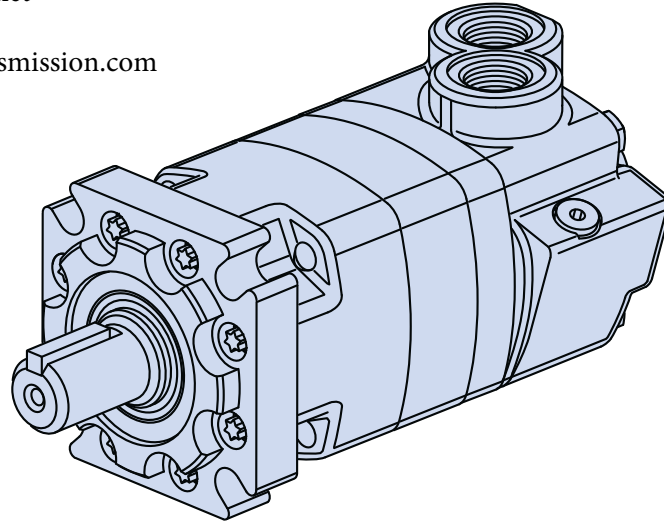
www.hydrostaticpumprepair.net

Phone: 800-361-0028

Email: sales@hydrostatic-transmission.com

4000 Series

Highlights



Features

- 10 displacements, a variety of mounting flanges and output shafts
- Reliable, proven design
- High efficiency
- Environmental protection options

Benefits

- Flexibility in designing this motor into a system
- Options that fit well into tough applications

Applications

- Mowing
- Snow Removal
- Sprayer
- Trencher
- Wood Products

Description

The 4000 Series offers up to 8600 in-lb of torque and 25 gpm (continuous ratings). This is the corner stone of the Char-Lynn line.

4000 Series Motors

Geroler Element	10 Displacements
Flow l/min [GPM]	95 [25] Continuous**
	150 [40] Intermittent*
Speed RPM	722 Cont.**
	868 Inter.*
Pressure bar [PSI]	200 [3000] Cont.**
	300 [4500] Inter.*
Torque Nm [lb-in]	970 [8600] Cont.**
	1180 [10450] Inter.*

** Continuous— (Cont.) Continuous rating, motor may be run continuously at these ratings

* Intermittent— (Inter.) Intermittent operation, 10% of every minute.

C-4



Mowing



Snow Removal



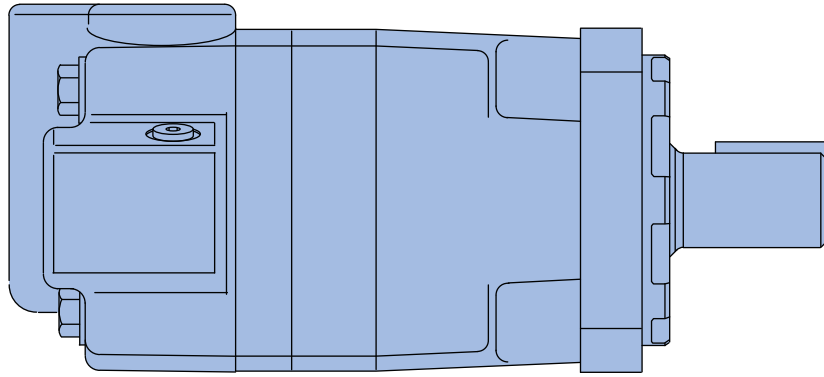
Sprayer



Trencher

4000 Series

Specifications



4000 SERIES MOTORS

Displ. cm ³ /r [in ³ /r]		110 [6.7]	130 [7.9]	160 [9.9]	205 [12.5]	245 [15.0]	280 [17.1]	310 [19.0]	395 [24.0]	495 [30.0]	625 [38.0]
Max. Speed (RPM)	Continuous	697	722	582	459	383	336	303	239	191	151
	Intermittent @ Flow	868	862	693	546	532	488	422	376	305	241
Flow l/min [GPM]	Continuous	75 [20]	95 [25]	95 [25]	95 [25]	95 [25]	95 [25]	95 [25]	95 [25]	95 [25]	95 [25]
	Intermittent	95 [25]	115 [30]	115 [30]	115 [30]	130 [35]	130 [35]	130 [35]	150 [40]	150 [40]	150 [40]
Torque* Nm [lb-in]	Continuous	320 [2850]	375 [3330]	485 [4290]	600 [5300]	705 [6240]	753 [6666]	850 [7530]	930 [8240]	945 [8375]	970 [8605]
	Intermittent	470 [4160]	560 [4940]	705 [6240]	800 [7100]	845 [7470]	957 [8471]	1065 [9420]	1185 [10470]	1170 [10350]	1180 [10450]
Pressure Δ bar [Δ PSI]	Continuous	205 [3000]	205 [3000]	205 [3000]	205 [3000]	205 [3000]	205 [3000]	205 [3000]	190 [2750]	140 [2000]	115 [1700]
	Intermittent Peak	310 [4500]	310 [4500]	310 [4500]	310 [4500]	310 [4500]	310 [4500]	310 [4500]	260 [3750]	240 [3500]	170 [2500]
Weight kg [lb]	Standard or Wheel Mount	17.9 [39.5]	18.1 [40.0]	18.1 [40.0]	18.4 [40.5]	18.6 [41.0]	19.1 [42.0]	19.5 [43.0]	20.4 [45.0]	21.8 [48.0]	23.1 [51.0]
	Bearingless	14.1 [31.0]	14.3 [31.5]	14.1 [31.0]	14.5 [32.0]	14.7 [32.5]	15.2 [33.5]	15.6 [34.5]	16.6 [36.5]	17.9 [39.5]	19.3 [42.5]

Maximum Case Pressure: See case pressure seal limitation graph.

*See shaft torque ratings for limitations..

Note:

To assure best motor life, run motor for approximately one hour at 30% of rated pressure before application to full load. Be sure motor is filled with fluid prior to any load applications.

Maximum Inlet Pressure:

310 bar [4500 PSI]
Do not exceed Δ pressure rating (see chart above).

Maximum Return Pressure:

310 bar [4500 PSI] with case drain line installed.
Do not exceed Δ pressure rating (see chart above).

Δ bar [Δ PSI] :

The true pressure difference between inlet port and outlet port

Continuous Rating:

Motor may be run continuously at these ratings

Intermittent Operation:

10% of every minute

Peak Operation:

1% of every minute

Recommended Fluids:

Premium quality, anti-wear type hydraulic oil with a viscosity of not less than 70 SUS at operating temperature.

Recommended System Operating Temp.:

-34°C to 82°C [-30°F to 180°F]

Recommended Filtration:

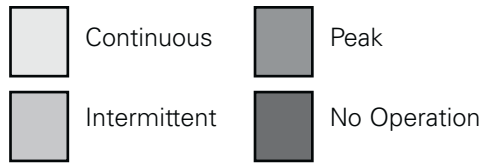
per ISO Cleanliness Code, 4406: 20/18/13

4000 Series

Performance Data

Motors run with high efficiency in all areas designated with a number for torque and speed. For best motor life select a motor to run with a torque and speed range shown in the light shaded area.

Performance data is typical at 120 SUS. Actual data may vary slightly from unit to unit in production.

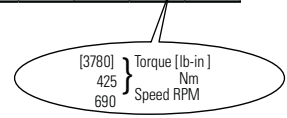


**110 c3m/r [6.3/7r]in
ΔPressure Bar [PSI]**

[250]	[500]	[1000]	[1500]	[2000]	[2500]	[3000]	[3500]	[4000]	[4500]
155	35	70	105	140	170	205	240	275	310

[.5]	[150]	[390]	[850]	[1290]					
1.9	15 14	45 10	95 5	145 2					
[1]	[170]	[440]	[900]	[1380]	[1860]	[2270]	[2680]	[3110]	
3.8	20 34	50 33	100 31	155 28	210 25	255 22	305 18	350 11	
[2]	[180]	[450]	[910]	[1390]	[1860]	[2280]	[2700]	[3120]	[3450]
7.5	20 68	50 67	105 105	155 56	210 50	260 44	305 36	355 28	390 18
[4]	[190]	[460]	[940]	[1400]	[1870]	[2310]	[2730]	[3140]	[3560]
15	20 138	50 136	105 123	160 110	210 97	260 84	310 70	355 56	400 42
[6]	[200]	[470]	[960]	[1420]	[1880]	[2320]	[2760]	[3200]	[3640]
23	25 207	55 204	110 200	160 193	210 184	260 174	310 163	360 150	410 136
[8]	[190]	[460]	[950]	[1420]	[1880]	[2340]	[2790]	[3230]	[3670]
30	20 277	50 274	105 270	160 262	210 253	265 241	315 228	365 213	415 196
[10]	[180]	[460]	[950]	[1420]	[1890]	[2350]	[2820]	[3260]	[3700]
38	20 347	50 344	105 340	160 331	215 322	265 308	320 292	370 274	420 255
[12]	[160]	[450]	[940]	[1420]	[1880]	[2350]	[2820]	[3260]	[3710]
45	20 417	50 414	105 410	160 400	210 390	265 374	320 355	370 335	420 313
[14]	[140]	[440]	[930]	[1420]	[1880]	[2350]	[2830]	[3280]	[3730]
53	15 487	50 484	105 480	160 469	210 458	265 440	320 419	370 446	420 471
[16]	[130]	[440]	[920]	[1410]	[1870]	[2350]	[2840]	[3300]	[3750]
61	15 556	50 553	105 549	160 537	210 525	265 505	320 482	375 455	425 428
[18]	[100]	[440]	[910]	[1400]	[1870]	[2350]	[2840]	[3300]	[3770]
68	10 626	50 622	105 618	160 606	210 593	265 570	320 545	375 516	425 485
[20]	[80]	[430]	[900]	[1370]	[1860]	[2350]	[2850]	[3320]	[3790]
76	10 697	50 694	100 690	155 677	210 664	265 638	320 611	375 579	430 545
[25]									
95									

Flow LPM [GPM]



**130 c3m/r [7.3/9r]in
ΔPressure Bar [PSI]**

[250]	[500]	[1000]	[1500]	[2000]	[2500]	[3000]	[3500]	[4000]	[4500]
155	35	70	105	140	170	205	240	275	310

[.5]	[310]	[510]	[1060]	[1590]					
1.9	35 12	60 9	120 5	180 2					
[1]	[290]	[530]	[1080]	[1600]	[2110]	[2640]	[3060]	[3450]	
3.8	35 30	60 28	120 25	180 19	240 14	300 13	345 12	390 4	
[2]	[280]	[530]	[1100]	[1620]	[2140]	[2660]	[3180]	[3600]	[4080]
7.5	30 57	60 56	125 53	185 47	240 42	300 40	360 38	405 29	455 20
[4]	[260]	[520]	[1100]	[1650]	[2200]	[2700]	[3210]	[3660]	[4100]
15	30 116	60 114	125 111	185 105	250 100	305 95	365 90	415 70	465 50
[6]	[240]	[510]	[1100]	[1650]	[2200]	[2720]	[3240]	[3710]	[4180]
23	25 173	60 170	125 167	185 161	250 156	305 149	365 142	420 123	470 104
[8]	[230]	[510]	[1080]	[1640]	[2210]	[2740]	[3270]	[3770]	[4270]
30	25 228	60 225	120 222	185 216	250 210	310 202	370 194	425 176	480 158
[10]	[210]	[510]	[1080]	[1640]	[2210]	[2750]	[3300]	[3820]	[4350]
38	25 283	60 225	120 278	185 272	250 266	310 256	375 246	430 229	490 212
[12]	[200]	[500]	[1070]	[1640]	[2220]	[2750]	[3300]	[3840]	[4370]
45	25 341	55 338	120 335	185 329	250 323	310 312	375 300	435 282	495 263
[14]	[180]	[490]	[1060]	[1640]	[2220]	[2750]	[3310]	[3860]	[4390]
53	20 400	55 396	120 392	185 386	250 380	310 368	375 355	435 335	495 366
[16]	[160]	[490]	[1050]	[1630]	[2220]	[2760]	[3310]	[3860]	[4400]
61	20 457	55 453	120 449	185 443	250 437	310 424	375 410	435 388	495 366
[18]	[130]	[480]	[1050]	[1630]	[2220]	[2760]	[3320]	[3870]	[4420]
68	15 516	55 511	120 506	185 500	250 494	310 480	375 465	435 442	495 418
[20]	[110]	[470]	[1040]	[1620]	[2210]	[2760]	[3330]	[3890]	[4440]
76	10 574	55 569	120 564	185 559	250 551	310 536	375 520	440 495	500 470
[22]	[70]	[450]	[1020]	[1610]	[2190]	[2750]	[3320]	[3880]	[4440]
83	10 633	50 628	115 624	180 615	245 606	310 590	375 573	440 547	500 520
[25]	[50]	[430]	[1000]	[1580]	[2160]	[2720]	[3300]	[3860]	[4430]
95	5 722	50 718	115 714	180 702	245 690	305 672	375 653	435 625	500 595
[30]		[400]	[940]	[1500]	[2080]	[2670]	[3200]	[3740]	
114		45 862	105 855	170 842	235 827	300 806	360 783	425 749	

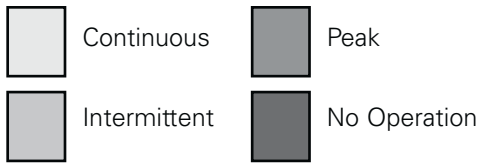
4000 Series

160 cm³/r [9.9 in³/r]
 Δ Pressure Bar [PSI]

Performance Data

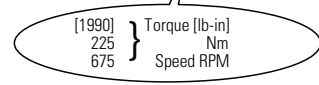
Motors run with high efficiency in all areas designated with a number for torque and speed. For best motor life select a motor to run with a torque and speed range shown in the light shaded area.

Performance data is typical at 120 SUS. Actual data may vary slightly from unit to unit in production.



Flow LPM [GPM]

	[250] 15	[500] 35	[1000] 70	[1500] 105	[2000] 140	[2500] 170	[3000] 205	[3500] 240	[4000] 275	[4500] 310
[.5]	[300] 35 8	[680] 75 7	[1320] 150 5	[2050] 230 3	[2750] 310 1					
[1]	[320] 35 23	[700] 80 22	[1350] 155 20	[2070] 235 19	[2780] 315 18	[3300] 375 16	[3940] 445 15	[4410] 500 8	[4950] 560 2	
[2]	[330] 35 46	[700] 80 45	[1360] 155 41	[2080] 235 40	[2790] 315 37	[3340] 375 32	[3970] 450 29	[4530] 510 27	[5090] 575 25	[5590] 630 13
[4]	[320] 35 93	[710] 80 92	[1400] 160 90	[2100] 240 88	[2820] 320 84	[3420] 385 76	[4020] 455 73	[4620] 520 62	[5220] 590 51	[5730] 645 35
[6]	[300] 35 137	[710] 80 135	[1420] 160 134	[2140] 240 131	[2850] 320 126	[3510] 395 120	[4180] 470 114	[4760] 540 90	[5340] 605 75	[5870] 665 57
[8]	[280] 30 184	[720] 80 182	[1450] 165 180	[2180] 245 176	[2900] 330 171	[3560] 400 163	[4230] 480 154	[4850] 550 138	[5470] 620 122	[6010] 680 100
[10]	[260] 30 232	[720] 80 229	[1480] 165 226	[2220] 250 221	[2950] 335 216	[3610] 410 206	[4280] 485 194	[4920] 555 182	[5560] 630 169	[6160] 695 142
[12]	[240] 25 277	[700] 80 274	[1450] 165 272	[2190] 245 266	[2920] 330 260	[3590] 405 250	[4280] 485 238	[4920] 555 224	[5570] 630 209	[6180] 700 182
[14]	[220] 25 321	[680] 75 319	[1420] 160 318	[2160] 245 311	[2890] 325 304	[3570] 405 294	[4270] 480 282	[4920] 555 266	[5580] 630 249	[6200] 700 222
[16]	[200] 25 366	[670] 75 364	[1400] 160 362	[2130] 240 356	[2860] 325 348	[3550] 400 338	[4260] 480 326	[4920] 555 308	[5590] 630 289	[6220] 705 262
[18]	[180] 20 410	[650] 75 409	[1360] 155 407	[2100] 235 401	[2830] 320 392	[3530] 400 382	[4250] 480 370	[4910] 555 350	[5600] 635 329	[6240] 705 302
[20]	[150] 15 460	[630] 70 458	[1340] 150 456	[2070] 235 448	[2800] 315 440	[3510] 395 429	[4240] 480 417	[4910] 555 396	[5610] 635 373	
[22]	[120] 15 509	[620] 70 506	[1330] 150 502	[2060] 235 494	[2790] 315 484	[3500] 395 473	[4220] 475 461	[4910] 555 438	[5600] 635 413	
[25]	[70] 10 582	[600] 70 578	[1320] 150 573	[2050] 230 563	[2780] 315 552	[3480] 395 540	[4210] 475 526	[4900] 555 501	[5590] 630 474	
[30]		[560] 65 693	[1280] 145 687	[1990] 225 675	[2700] 305 661	[3430] 390 647	[3970] 450 630	[4640] 525 600		
114										



205 cm³/r [12.5 in³/r]
 Δ Pressure Bar [PSI]

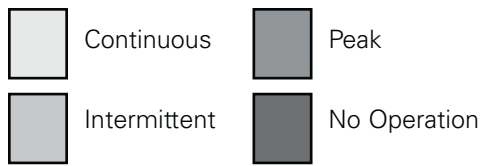
	[250] 15	[500] 35	[1000] 70	[1500] 105	[2000] 140	[2500] 170	[3000] 205	[3500] 240	[4000] 275	[4500] 310
[.5]	[400] 45 8	[810] 90 5	[1500] 170 1							
[1]	[410] 45 17	[830] 95 17	[1590] 180 16	[2220] 250 15	[2860] 325 14	[3860] 435 12	[4560] 515 11	[5390] 610 9	[5510] 625 3	
[2]	[420] 45 36	[850] 95 35	[1680] 190 34	[2410] 270 32	[3140] 355 29	[4060] 460 27	[4800] 540 25	[5420] 610 22	[6000] 680 16	[6210] 700 8
[4]	[430] 50 73	[870] 100 73	[1770] 200 71	[2590] 295 70	[3140] 385 68	[4260] 480 61	[5040] 570 57	[5730] 645 45	[6340] 715 35	[6740] 760 23
[6]	[430] 50 107	[880] 100 106	[1800] 205 105	[2620] 295 103	[3530] 400 101	[4370] 495 98	[5170] 585 90	[5900] 665 81	[6590] 745 74	[7100] 800 65
[8]	[410] 45 144	[870] 100 143	[1820] 205 142	[2660] 300 138	[3560] 400 136	[4410] 500 132	[5240] 590 125	[6020] 680 116	[6770] 765 109	
[10]	[390] 45 182	[860] 95 180	[1820] 205 179	[2700] 305 174	[3580] 405 170	[4460] 505 166	[5300] 600 160	[6110] 690 152	[6890] 780 143	
[12]	[350] 40 217	[850] 95 216	[1810] 205 215	[2690] 305 211	[3570] 405 202	[4440] 500 200	[5300] 600 194	[6120] 690 185		
[14]	[330] 35 256	[840] 95 254	[1790] 200 252	[2670] 300 248	[3560] 400 243	[4430] 500 237	[5290] 600 229	[6120] 690 219		
[16]	[290] 35 291	[820] 95 290	[1770] 200 289	[2650] 300 284	[3540] 400 280	[4410] 500 272	[5280] 595 264	[6120] 690 253		
[18]	[270] 30 329	[810] 90 327	[1750] 200 325	[2640] 300 321	[3520] 400 316	[4400] 495 308	[5270] 595 298	[6120] 690 287		
[20]	[230] 25 366	[800] 90 364	[1730] 195 362	[2620] 295 358	[3510] 395 353	[4380] 495 345	[5270] 595 334	[6120] 690 321		
[22]	[190] 20 402	[780] 90 400	[1690] 190 398	[2600] 295 394	[3500] 395 389	[4370] 495 380	[5260] 595 368			
[25]	[150] 15 459	[750] 85 456	[1640] 185 453	[2560] 290 448	[3480] 395 442	[4360] 495 434	[5240] 590 421			
[30]		[710] 80 546	[1540] 175 542	[2510] 285 537	[3350] 380 529	[4190] 475 520	[5030] 570 504			
114										

4000 Series

Performance Data

Motors run with high efficiency in all areas designated with a number for torque and speed. For best motor life select a motor to run with a torque and speed range shown in the light shaded area.

Performance data is typical at 120 SUS. Actual data may vary slightly from unit to unit in production.

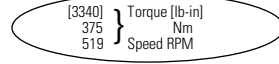


245 cm³/r [15.0 in³/r]
Δ Pressure Bar [PSI]

	[250] 15	[500] 35	[750] 50	[1000] 70	[1250] 85	[1500] 105	[1750] 120	[2000] 140	[2250] 15	[2500] 170	[2750] 190	[3000] 205	[3250] 225	[3500] 240	[3750] 260
[5] 1.9	[460] 50 5	[980] 110 2													
[1] 3.8	[480] 55 14	[990] 110 14	[1490] 170 14	[1990] 225 13	[2480] 280 13	[2970] 335 12	[3400] 385 11	[3830] 435 11	[4250] 480 11	[4680] 530 10	[5020] 565 4				
[2] 7.5	[500] 55 30	[1000] 115 30	[1520] 170 29	[2040] 230 29	[2540] 285 28	[3050] 345 27	[3420] 385 26	[3930] 445 24	[4440] 500 23	[4900] 555 22	[5320] 600 20	[5740] 650 18	[6160] 695 16	[6640] 750 14	[7150] 810 11
[4] 15	[510] 60 61	[1030] 115 61	[1560] 175 60	[2080] 235 60	[2600] 295 59	[3130] 355 59	[3630] 410 58	[4130] 465 56	[4630] 525 49	[5120] 580 47	[5570] 630 47	[6030] 680 44	[6480] 730 42	[6970] 775 39	[7340] 830 36
[6] 23	[510] 60 91	[1040] 120 90	[1570] 175 90	[2100] 235 89	[2620] 295 88	[3160] 355 88	[3660] 415 86	[4200] 475 83	[4710] 530 80	[5220] 590 75	[5690] 645 72	[6140] 695 70	[6620] 750 67	[7050] 795 63	[7430] 840 59
[8] 30	[500] 55 121	[1020] 115 121	[1560] 175 120	[2110] 240 119	[2630] 295 118	[3150] 355 117	[3680] 415 115	[4210] 475 113	[4740] 535 111	[5250] 595 106	[5720] 645 104	[6200] 700 99	[6670] 755 95	[7090] 800 91	[7470] 845 87
[10] 38	[470] 55 152	[1000] 115 151	[1540] 175 150	[2100] 235 148	[2620] 295 148	[3150] 355 147	[3690] 415 145	[4230] 480 143	[4770] 540 141	[5290] 600 137	[5760] 650 133	[6240] 705 129	[6710] 760 125	[7140] 805 120	
[12] 45	[450] 50 183	[980] 110 182	[1530] 175 180	[2080] 235 179	[2610] 295 178	[3140] 355 178	[3680] 415 176	[4220] 475 173	[4760] 540 170	[5280] 595 166	[5690] 650 161	[6140] 705 157	[6620] 755 152		
[14] 53	[420] 45 213	[960] 110 212	[1520] 170 211	[2060] 235 210	[2600] 295 209	[3130] 355 208	[3670] 415 206	[4200] 475 203	[4740] 535 200	[5260] 595 195	[5740] 650 190	[6220] 705 185			
[16] 61	[400] 45 244	[950] 105 243	[1500] 170 242	[2040] 230 241	[2580] 290 240	[3120] 355 239	[3660] 415 236	[4190] 475 232	[4730] 535 229	[5250] 595 225	[5730] 650 219	[6210] 700 213			
[18] 68	[380] 45 275	[930] 105 274	[1480] 165 273	[2020] 230 272	[2560] 290 270	[3110] 350 269	[3650] 415 266	[4180] 470 262	[4710] 530 259	[5230] 590 254	[5720] 645 248	[6200] 700 241			
[20] 76	[350] 40 305	[910] 105 305	[1460] 165 304	[2000] 225 303	[2550] 290 302	[3100] 350 300	[3640] 410 296	[4170] 470 292	[4700] 530 288	[5220] 590 283	[5710] 645 276	[6200] 700 265			
[22] 83	[310] 35 337	[870] 100 336	[1420] 160 335	[1970] 225 334	[2500] 280 332	[3050] 345 330	[3590] 405 326	[4140] 465 323	[4680] 530 319	[5200] 590 313	[5680] 640 306				
[25] 95	[260] 30 383	[820] 95 382	[1380] 155 381	[1930] 220 380	[2460] 280 378	[2980] 335 376	[3540] 400 372	[4090] 460 369	[4640] 525 365	[5180] 585 357					
[30] 114		[680] 75 457	[1250] 140 456	[1860] 210 455	[2390] 270 453	[2900] 330 450	[3430] 390 445	[3960] 445 442	[4460] 505 437	[4950] 560 427					
[35] 132			[1110] 125 532	[1740] 195 531	[2270] 255 528	[2790] 315 525	[3340] 375 519	[3910] 440 515	[4400] 495 509						

280 cm³/r [17.1 in³/r]
Δ Pressure Bar [PSI]

	[250] 15	[500] 35	[750] 50	[1000] 70	[1250] 85	[1500] 105	[1750] 120	[2000] 140	[2250] 155	[2500] 170	[2750] 190	[3000] 205	[3250] 225	[3500] 240	[3750] 260
[5] 1.9	[533] 60 4	[1074] 121 2													
[1] 3.8	[553] 62 12	[1136] 128 12	[1714] 194 12	[2287] 258 11	[2841] 321 11	[3394] 384 10	[3868] 437 10	[4389] 496 10	[4895] 553 10	[6080] 685 8	[5870] 663 6	[6811] 770 6	[7239] 818 5	[7654] 865 4	
[2] 7.5	[568] 64 26	[1146] 130 26	[1740] 197 25	[2328] 263 25	[2902] 328 24	[3461] 391 24	[3955] 447 23	[4524] 511 22	[2922] 330 21	[5630] 636 20	[6146] 694 19	[6666] 753 17	[7191] 813 17	[7749] 876 15	[8323] 940 13
[4] 15	[579] 64 53	[1167] 132 53	[1771] 200 52	[2374] 268 52	[2962] 335 51	[3557] 402 50	[4139] 468 50	[4712] 532 49	[5285] 597 47	[6395] 722 45	[6946] 785 44	[7502] 848 42	[8020] 906 41	[8471] 957 40	
[6] 23	[583] 66 79	[1177] 133 79	[1781] 201 78	[2395] 271 78	[2987] 338 77	[3601] 407 76	[4193] 474 74	[4793] 542 72	[5376] 607 69	[6521] 737 67	[7082] 800 66	[7607] 859 65	[8097] 915 64		
[8] 30	[573] 65 106	[1167] 132 106	[1780] 201 105	[2404] 272 105	[3007] 340 104	[3610] 408 104	[4218] 477 102	[4812] 544 101	[5411] 611 99	[6594] 741 96	[7022] 793 92	[7518] 849 90			
[10] 38	[547] 62 134	[1146] 130 133	[1765] 199 133	[2395] 271 131	[2997] 339 131	[3629] 410 130	[4238] 479 129	[4837] 547 127	[5442] 615 122	[6635] 746 119	[7022] 793 115	[7518] 849 111			
[12] 45	[527] 60 161	[1126] 127 160	[1745] 197 186	[2369] 268 158	[2991] 338 157	[3609] 408 157	[4228] 478 154	[4832] 546 152	[5441] 615 152	[6634] 744 148	[7082] 800 144	[7607] 859 141			
[14] 53	[497] 56 187	[1106] 125 187	[1730] 195 186	[2344] 265 186	[2972] 336 185	[3585] 405 184	[4213] 476 182	[4816] 544 180	[5430] 614 178	[6628] 746 174	[7082] 800 170	[7607] 859 166			
[16] 61	[472] 53 214	[1096] 124 214	[1715] 194 213	[2324] 263 212	[2947] 333 211	[3565] 403 210	[4203] 475 208	[4811] 544 206	[5420] 612 203	[6619] 746 199	[7022] 793 195	[7518] 849 195			
[18] 68	[437] 39 241	[1075] 121 241	[1690] 191 240	[2299] 260 239	[2917] 330 237	[3541] 400 236	[4188] 473 234	[4801] 542 231	[5400] 610 229	[6619] 746 224	[7082] 800 219				
[20] 76	[402] 45 268	[1055] 119 268	[1669] 189 268	[2274] 257 267	[2898] 327 266	[3521] 398 264	[4178] 472 261	[4791] 541 258	[5394] 609 255	[6611] 746 249					
[22] 83	[366] 41 296	[1005] 114 295	[1629] 184 295	[2257] 255 294	[2856] 323 292	[3480] 393 290	[4136] 467 288	[4756] 537 285	[5205] 588 279						
[25] 95	[301] 34 336	[940] 106 336	[1588] 179 335	[2231] 252 334	[2825] 319 333	[3419] 386 331	[4086] 462 328	[4710] 532 325	[5205] 588 314						
[30] 114		[845] 96 402	[1480] 167 401	[2151] 243 400	[2759] 312 398	[3328] 376 396	[3984] 450 392	[4573] 517 389	[5021] 567 377						
[35] 132			[1348] 152 468	[2057] 232 466	[2623] 296 464	[3183] 360 463	[3883] 439 457	[4354] 492 449							



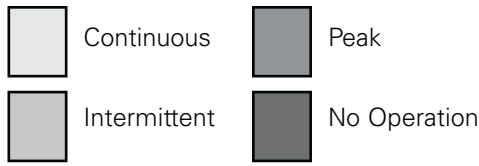
4000 Series

310 cm³/r [19.0 in³/r]
 Δ Pressure Bar [PSI]

Performance Data

Motors run with high efficiency in all areas designated with a number for torque and speed. For best motor life select a motor to run with a torque and speed range shown in the light shaded area.

Performance data is typical at 120 SUS. Actual data may vary slightly from unit to unit in production.



	[250] 15	[500] 35	[750] 50	[1000] 70	[1250] 85	[1500] 105	[1750] 120	[2000] 140	[2250] 155	[2500] 170	[2750] 190	[3000] 205	[3250] 225	[3500] 240	[3750] 260
[.5] 1.9	[600] 70 4	[1150] 130 2													
[1] 3.8	[620] 70 11	[1270] 145 11	[1920] 215 11	[2560] 290 10	[3170] 360 10	[3780] 425 10	[4290] 485 9	[4900] 555 9	[5490] 620 9	[6080] 685 8	[6670] 755 8	[7270] 820 7	[7880] 890 7	[8490] 960 6	[9080] 1025 5
[2] 7.5	[630] 70 23	[1280] 145 23	[1940] 220 22	[2590] 295 22	[3230] 365 21	[3830] 435 21	[4450] 505 20	[5070] 575 20	[5680] 640 19	[6300] 710 18	[6910] 780 18	[7530] 850 17	[8160] 920 17	[8790] 995 16	[9420] 1065 15
[4] 15	[640] 70 47	[1290] 145 47	[1960] 220 46	[2640] 300 46	[3290] 370 45	[3940] 445 45	[4600] 520 44	[5240] 590 44	[5880] 665 43	[6510] 735 42	[7150] 810 42	[7790] 880 41	[8450] 955 41	[9100] 1030 40	
[6] 23	[650] 75 71	[1300] 145 71	[1970] 225 70	[2660] 300 70	[3320] 375 69	[4000] 450 69	[4680] 530 68	[5330] 600 67	[5980] 675 66	[6630] 750 64	[7280] 825 64	[7940] 895 63			
[8] 30	[640] 70 96	[1300] 145 96	[1980] 225 95	[2670] 300 95	[3350] 380 94	[4030] 455 94	[4710] 530 93	[5360] 605 92	[6020] 680 91	[6670] 755 89	[7320] 825 88				
[10] 38	[620] 70 121	[1280] 145 120	[1970] 225 119	[2660] 300 119	[3340] 375 118	[4070] 460 118	[4740] 535 117	[5390] 610 116	[6050] 685 115	[6710] 760 112	[7370] 835 109				
[12] 45	[600] 70 145	[1260] 140 144	[1940] 220 143	[2630] 295 143	[3340] 375 142	[4040] 455 142	[4730] 535 141	[5390] 610 140	[6060] 685 139	[6720] 760 135					
[14] 53	[570] 65 169	[1240] 140 169	[1920] 215 168	[2600] 295 168	[3310] 375 167	[4000] 450 167	[4710] 530 165	[5380] 610 164	[6060] 685 163	[6730] 760 159					
[16] 61	[540] 60 193	[1230] 140 193	[1900] 215 192	[2580] 290 192	[3280] 370 190	[3970] 450 189	[4700] 530 188	[5380] 610 187	[6050] 685 185						
[18] 68	[490] 55 217	[1210] 135 217	[1880] 210 216	[2550] 290 216	[3240] 365 214	[3930] 445 213	[4680] 530 211	[5370] 605 209	[6040] 680 207						
[20] 76	[450] 50 242	[1190] 135 242	[1860] 210 242	[2520] 285 241	[3210] 365 240	[3900] 440 238	[4670] 530 236	[5360] 605 234	[6030] 680 232						
[22] 83	[420] 45 267	[1130] 130 266	[1820] 205 266	[2520] 285 265	[3180] 360 264	[3870] 440 262	[4640] 525 260	[5320] 600 258							
[25] 95	[340] 40 303	[1050] 120 303	[1780] 200 302	[2510] 285 301	[3160] 355 300	[3820] 430 299	[4590] 520 296	[5280] 595 293							
[30] 114		[1010] 115 363	[1700] 190 362	[2420] 275 360	[3100] 350 359	[3720] 420 358	[4500] 510 354	[5140] 580 351							
[35] 132			[1580] 180 422	[2360] 265 420	[2950] 335 419	[3540] 400 418	[4390] 495 413								

395 cm³/r [24.0 in³/r]
 Δ Pressure Bar [PSI]

	[250] 15	[500] 35	[750] 50	[1000] 70	[1250] 85	[1500] 105	[1750] 120	[2000] 140	[2250] 155	[2500] 170	[2750] 190	[3000] 205	[3250] 225	[3500] 240
[.5] 1.9	[700] 80 4	[1340] 150 2												
[1] 3.8	[750] 85 9	[1430] 160 9	[2110] 240 8	[2770] 315 8	[3460] 390 8	[4170] 470 7	[4890] 550 7	[5610] 635 7	[6310] 715 5	[7010] 790 4	[7700] 870 2			
[2] 7.5	[800] 90 18	[1500] 170 18	[2290] 260 17	[3030] 340 16	[3850] 435 16	[4620] 520 15	[5310] 600 15	[6000] 680 14	[6750] 765 13	[7490] 845 13	[8240] 930 12	[8990] 1015 11	[9730] 1100 10	[10470] 1185 8
[4] 15	[860] 95 38	[1630] 185 38	[2470] 280 37	[3310] 375 36	[4120] 465 36	[4900] 555 35	[5640] 635 34	[6390] 720 34	[7190] 810 33	[7990] 890 33	[8780] 990 32			
[6] 23	[860] 95 57	[1690] 190 57	[2540] 285 56	[3410] 385 55	[4180] 470 54	[4980] 565 53	[5780] 655 52	[6580] 745 50	[7400] 835 49	[8220] 930 47				
[8] 30	[840] 95 76	[1680] 190 76	[2550] 290 75	[3400] 385 74	[4260] 480 73	[5090] 575 72	[5870] 665 70	[6650] 750 68	[7480] 845 66					
[10] 38	[800] 90 95	[1680] 190 95	[2550] 290 94	[3400] 385 93	[4260] 480 92	[5100] 575 91	[5920] 670 89	[6730] 760 86	[7560] 855 84					
[12] 45	[760] 85 114	[1660] 190 114	[2520] 285 113	[3380] 380 112	[4270] 480 111	[5110] 575 110	[5900] 665 108	[6690] 755 105						
[14] 53	[740] 85 133	[1640] 185 133	[2490] 280 132	[3370] 380 131	[4260] 480 130	[5100] 575 129	[5880] 665 127	[6650] 750 124						
[16] 61	[710] 80 153	[1620] 185 153	[2460] 280 152	[3350] 380 151	[4240] 480 149	[5080] 575 147	[5840] 660 145							
[18] 68	[680] 75 172	[1600] 180 172	[2430] 275 171	[3340] 375 170	[4220] 475 168	[5060] 570 166	[5810] 655 164							
[20] 76	[610] 70 192	[1580] 180 191	[2400] 270 190	[3320] 375 189	[4210] 475 187	[5040] 570 185	[5780] 655 183							
[22] 83	[570] 65 211	[1490] 170 210	[2340] 265 209	[3220] 365 208	[4160] 470 206	[5010] 565 204	[5740] 650 201							
[25] 95	[490] 55 239	[1350] 155 238	[2250] 255 237	[3080] 350 236	[4070] 460 235	[4960] 560 233	[5700] 645 230							
[30] 114		[1080] 120 285	[1650] 185 284	[2270] 255 282	[3020] 340 281	[3850] 435 279								
[35] 132			[1520] 170 331	[2120] 240 330	[2870] 325 328	[3760] 425 325								
[40] 151				[2050] 230 376	[2790] 315 374	[3620] 410 371								

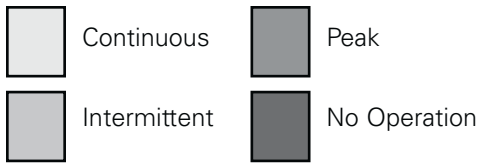


4000 Series

Performance Data

Motors run with high efficiency in all areas designated with a number for torque and speed. For best motor life select a motor to run with a torque and speed range shown in the light shaded area.

Performance data is typical at 120 SUS. Actual data may vary slightly from unit to unit in production.



625 cm³/r [38.0 in³/r]
Δ Pressure Bar [PSI]

	[250] 15	[500] 35	[750] 50	[1000] 70	[1250] 85	[1500] 105	[1600] 100	[1700] 115	[1800] 125	[2000] 140
[.5] 1.9	[1000] 115 2									
[1] 3.8	[1080] 120 5	[2340] 265 5	[3600] 405 5	[4850] 550 4	[6100] 690 4	[7350] 830 3	[7820] 885 3	[8290] 935 2	[8760] 990 2	
[2] 7.5	[1085] 125 14	[2380] 270 14	[3675] 415 14	[5010] 565 13	[6350] 715 12	[7625] 860 11	[8115] 915 10	[8605] 970 9	[9095] 1030 8	[10075] 1140 7
[4] 15	[1090] 125 23	[2420] 275 23	[3750] 425 23	[5175] 585 22	[6600] 745 21	[7900] 895 19	[8410] 950 18	[9000] 1015 17	[9590] 1085 16	[10450] 1180 14
[6] 23	[1095] 125 35	[2460] 280 35	[3825] 430 35	[5270] 590 34	[6620] 750 33	[7950] 900 31	[8430] 950 30	[9100] 1005 29	[9490] 1070 28	
[8] 30	[1100] 125 48	[2500] 280 48	[3900] 440 47	[5270] 595 46	[6640] 750 45	[7990] 905 43	[8460] 955 43	[8925] 1010 42		
[10] 38	[1130] 130 60	[2550] 290 60	[3975] 450 59	[5320] 600 58	[6670] 755 57	[8045] 910 54	[8595] 970 53	[9150] 1035 52		
[12] 45	[1160] 130 72	[2600] 295 72	[4050] 460 71	[5375] 605 70	[6700] 755 69	[8100] 915 65	[8660] 980 64			
[14] 53	[1105] 125 84	[2535] 285 84	[3965] 450 83	[5325] 600 82	[6685] 755 81	[8065] 910 77	[8620] 975 76			
[16] 61	[1050] 120 96	[2465] 280 95	[3880] 440 95	[5275] 595 94	[6670] 755 93	[8035] 910 89	[8580] 970 88			
[18] 68	[990] 110 108	[2405] 270 107	[3825] 430 107	[5240] 590 105	[6655] 750 104	[7345] 830 100				
[20] 76	[930] 105 121	[2350] 265 120	[3770] 425 120	[5205] 590 118	[6640] 750 116					
[25] 95	[750] 85 151	[2175] 245 150	[3600] 405 149	[5000] 565 147	[6400] 725 146					
[30] 114	[550] 60 181	[1975] 225 180	[3400] 385 179	[4800] 530 177	[6200] 700 176					
[35] 132			[3125] 355 210	[4545] 515 208						
[40] 151			[2850] 320 241	[4295] 485 239						

495 cm³/r [30.0 in³/r]
Δ Pressure Bar [PSI]

	[250] 15	[500] 35	[750] 50	[1000] 70	[1250] 85	[1500] 105	[1750] 120	[2000] 140	[2250] 155	[2500] 170
[.5] 1.9	[800] 90 3	[1750] 200 1								
[1] 3.8	[880] 100 7	[1875] 210 6	[2875] 325 6	[3825] 430 5	[4775] 540 4	[5720] 645 3	[6670] 755 2	[7600] 860 1		
[2] 7.5	[905] 100 18	[1940] 220 17	[2975] 335 17	[3990] 450 16	[5010] 565 15	[6010] 680 12	[7010] 790 11	[8000] 905 10	[8980] 1015 8	
[4] 15	[935] 105 30	[2005] 225 29	[3075] 345 28	[4160] 470 27	[5245] 595 26	[6300] 710 23	[7355] 830 21	[8375] 945 19	[9400] 1060 17	[10350] 1170 14
[6] 23	[920] 105 45	[2010] 225 44	[3100] 350 43	[4185] 475 42	[5265] 595 40	[6345] 715 37	[7420] 840 35	[8445] 955 32	[9465] 1070 30	
[8] 30	[905] 100 61	[2015] 230 60	[3125] 355 59	[4205] 475 57	[5290] 600 55	[6385] 720 52	[7485] 845 49	[8510] 960 46		
[10] 38	[880] 100 76	[1995] 225 75	[3095] 350 74	[4205] 475 72	[5295] 600 70	[6390] 720 66	[7480] 845 63	[8525] 960 59		
[12] 45	[860] 95 91	[1975] 225 90	[3095] 350 89	[4200] 475 87	[5305] 600 85	[6390] 720 81	[7475] 845 77			
[14] 53	[830] 95 106	[1945] 220 105	[3055] 345 104	[4165] 470 102	[5275] 595 100	[6360] 720 96	[7445] 840 92			
[16] 61	[805] 90 122	[1910] 215 120	[3020] 340 119	[4130] 465 117	[5245] 595 115	[6330] 715 111	[7420] 840 107			
[18] 68	[740] 85 137	[1860] 210 136	[2980] 335 134	[4105] 465 132	[5235] 590 130	[6305] 715 125	[7380] 835 121			
[20] 76	[680] 75 153	[1810] 205 152	[2940] 330 150	[4085] 460 147	[5225] 590 145	[6285] 710 140				
[25] 95	[570] 65 191	[1665] 190 189	[2800] 315 187	[4005] 455 184	[5210] 590 182	[6135] 695 177				
[30] 114		[1520] 170 228	[2645] 300 226	[3765] 425 223	[4885] 550 220	[5985] 675 215				
[35] 132			[2400] 270 265	[3510] 395 263						
[40] 151			[2155] 245 305	[3260] 370 303						



4000 Series

Dimensions

Standard Mount

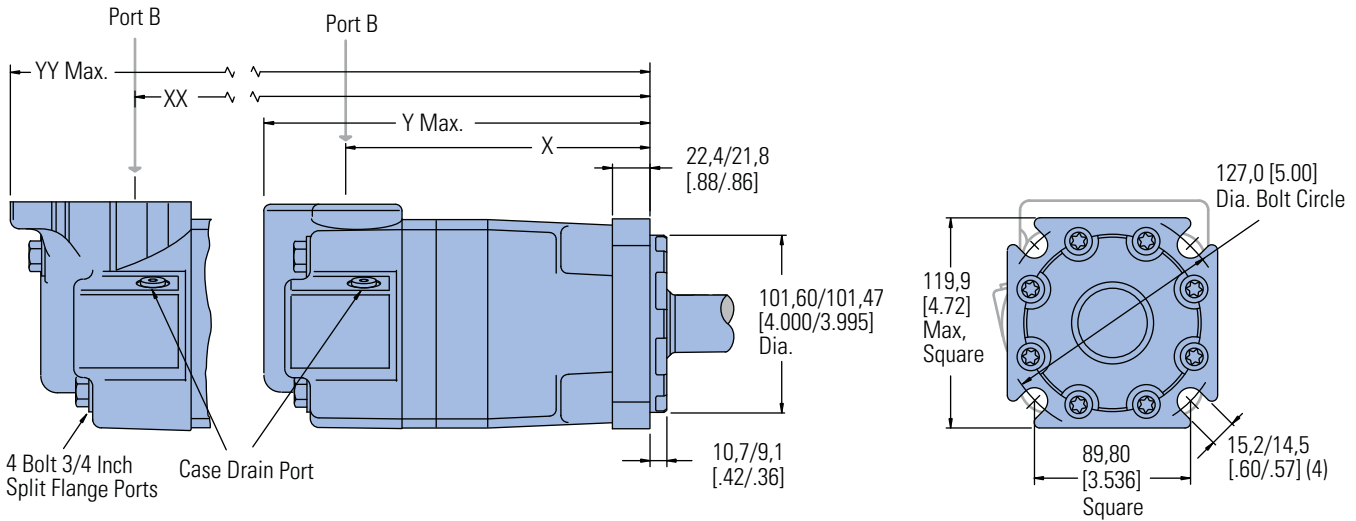
Ports

- 1 1/16 -12 UN-2B SAE O-ring Staggered Ports (2)
- 7/16 -20 UNF-2B SAE O-ring Case Drain Port (1) or
- 4 Bolt 3/4 inch Split Flange Ports (2)
- 7/16 -20 UNF-2B SAE O-ring Case Drain Port (1) or
- G 3/4 (BSP) Staggered Ports (2)
- G 1/4 (BSP) Case Drain Port (1)

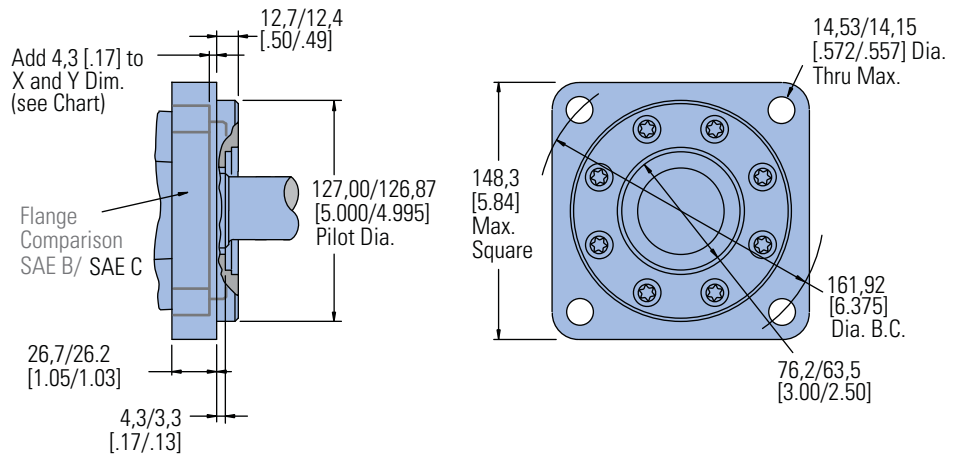
Standard Rotation Viewed from Shaft End

- Port A Pressurized — CW
- Port B Pressurized — CCW

Standard Mount



SAE C Flange



STANDARD MOUNT MOTOR DIMENSIONS

Displacement cm ³ /r [in ³ /r]	X mm [inch]	Y mm [inch]	XX mm [inch]	YY mm [inch]
110 [6.7]	158,3 [6.23]	214,4 [8.44]	167,3 [6.59]	246,3 [9.70]
130 [7.9]	162,3 [6.39]	218,4 [8.60]	171,3 [6.75]	250,4 [9.86]
160 [9.9]	168,7 [6.64]	224,7 [8.85]	177,7 [7.00]	256,7 [10.11]
205 [12.5]	177,2 [6.98]	233,2 [9.18]	186,2 [7.33]	265,2 [10.44]
245 [15.0]	168,7 [6.64]	224,7 [8.85]	177,7 [7.00]	256,7 [10.11]
310 [19.0]	177,2 [6.98]	233,2 [9.18]	186,2 [7.33]	265,2 [10.44]
395 [24.0]	187,9 [7.40]	243,9 [9.60]	196,9 [7.75]	275,9 [10.86]
495 [30.0]	200,7 [7.90]	256,8 [10.11]	209,7 [8.26]	288,8 [11.37]
625 [38.0]	217,8 [8.58]	273,9 [10.78]	226,7 [8.93]	305,9 [12.04]

4000 Series

Dimensions

Wheel Mount

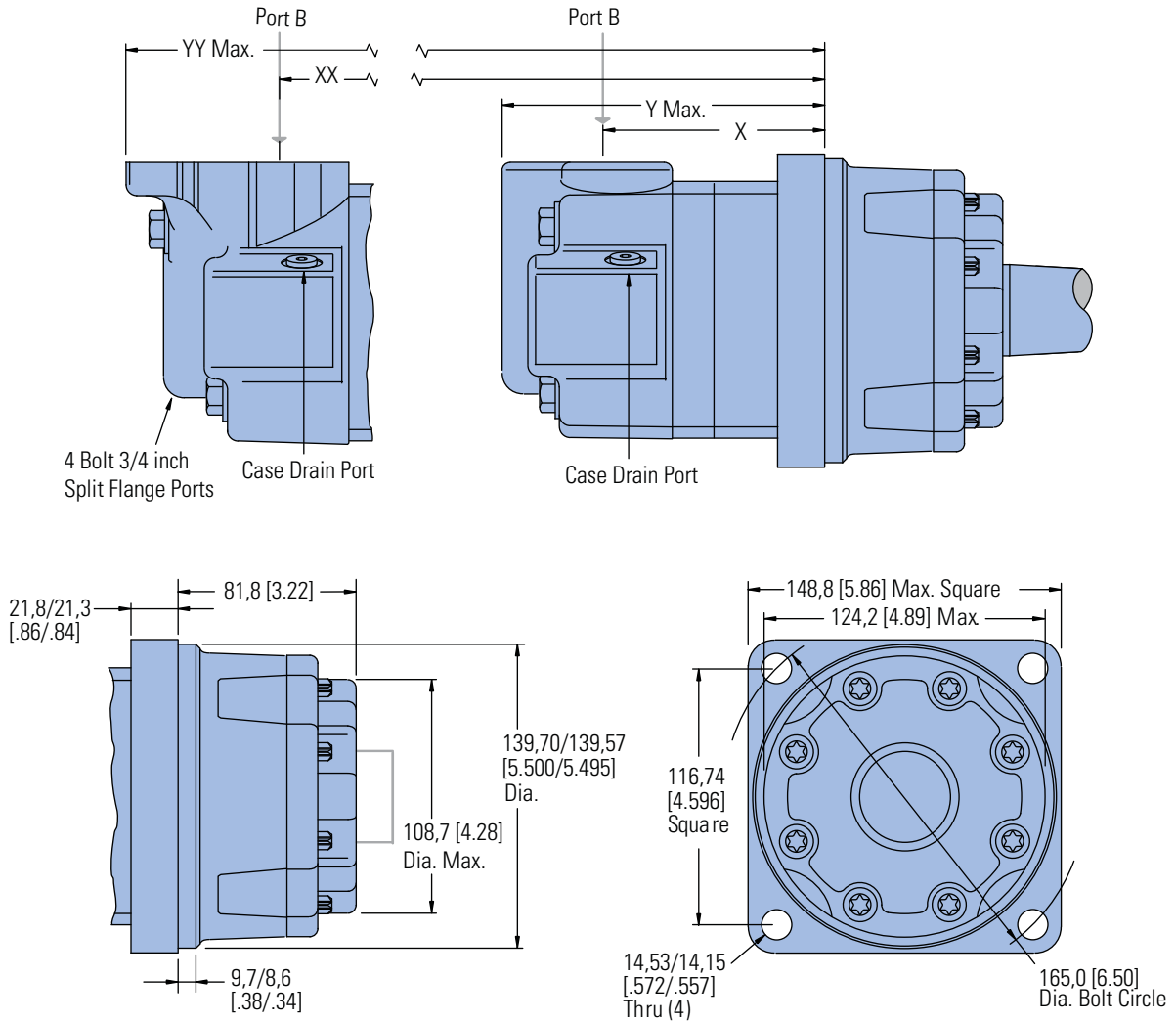
Wheel Mount

Ports

- 1 1/16 -12 UN-2B SAE O-ring Staggered Ports (2)
- 7/16 -20 UNF-2B SAE O-ring Case Drain Port (1) or
- 4 Bolt 3/4 inch Split Flange Ports (2)
- 7/16 -20 UNF-2B SAE O-ring Case Drain Port (1) or
- G 3/4 (BSP) Staggered Ports (2)
- G 1/4 (BSP) Case Drain Port (1)

Standard Rotation Viewed from Shaft End

- Port A Pressurized — CW
- Port B Pressurized — CCW



WHEEL MOUNT MOTOR DIMENSIONS

Displacement cm ³ /r [in ³ /r]	X mm [inch]	Y mm [inch]	XX mm [inch]	YY mm [inch]
110 [6.7]	87,5 [3.45]	143,3 [5.64]	96,4 [3.80]	175,3 [6.90]
130 [7.9]	91,6 [3.61]	147,3 [5.80]	100,5 [3.96]	179,3 [7.06]
160 [9.9]	97,8 [3.85]	153,7 [6.05]	106,8 [4.21]	185,7 [7.31]
205 [12.5]	106,4 [4.19]	162,3 [6.39]	115,4 [4.55]	194,3 [7.65]
245 [15.0]	97,8 [3.85]	153,7 [6.05]	106,8 [4.21]	185,7 [7.31]
310 [19.0]	106,4 [4.19]	162,3 [6.39]	115,4 [4.55]	194,3 [7.65]
395 [24.0]	117,1 [4.61]	173,0 [6.81]	126,1 [4.97]	205,0 [8.07]
495 [30.0]	129,9 [5.12]	185,7 [7.31]	138,8 [5.47]	217,7 [8.57]
625 [38.0]	146,9 [5.79]	202,9 [7.99]	156,0 [6.14]	235,0 [9.25]

4000 Series

Dimensions

Bearingless

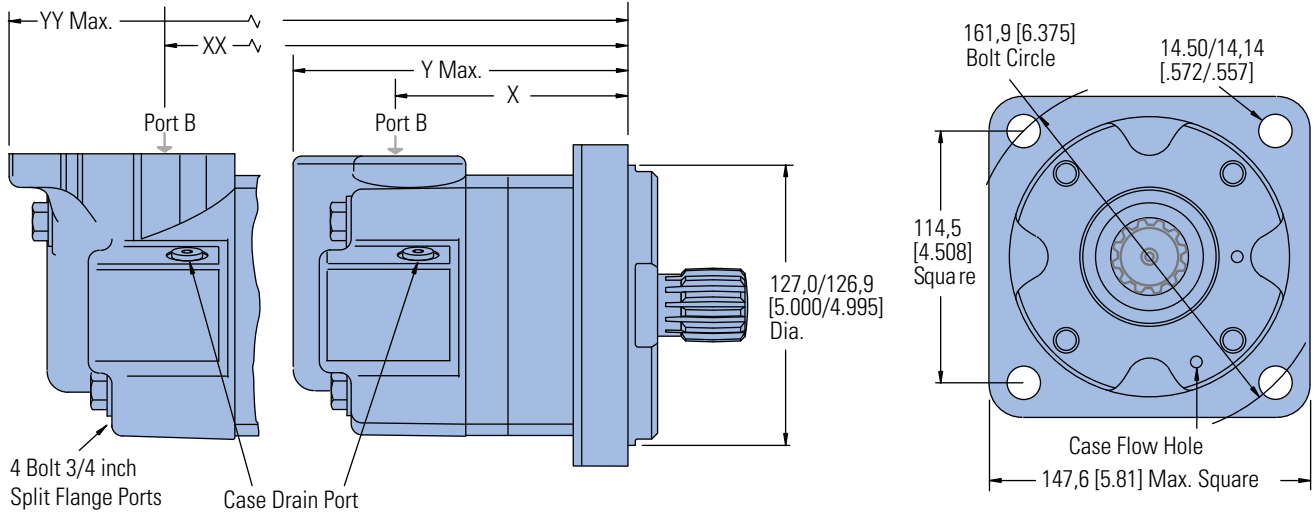
Ports

- 1 1/16 -12 UN-2B SAE O-ring Staggered Ports (2)
- 7/16 -20 UNF-2B SAE O-ring Case Drain Port (1) or
- 4 Bolt 3/4 inch Split Flange Ports (2)
- 7/16 -20 UNF-2B SAE O-ring Case Drain Port (1) or
- G 3/4 (BSP) Staggered Ports (2)
- G 1/4 (BSP) Case Drain Port (1)

Standard Rotation Viewed from Shaft End

- Port A Pressurized — CW
- Port B Pressurized — CCW

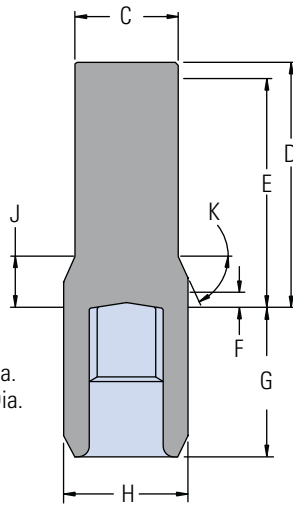
Bearingless



For 4000 Series Bearingless Motor application information contact your Eaton representative (mating coupling blanks available from Eaton Hydraulics).

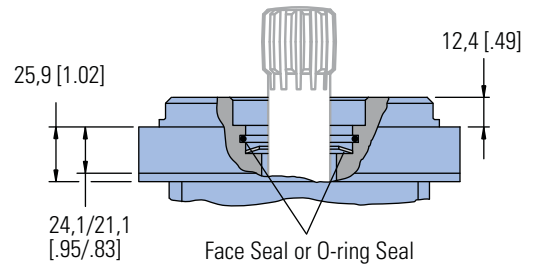
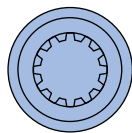
Note:

After machining blank, part must be hardened per Eaton specification.



- C 47,2 [1.86] Dia.
- D 112,5 [4.43] Max.
- E 107,4 [4.23] Full Form Dia.
- F 7,4 [.29] Min. Full Form Dia.
- G 68,8 [2.71] Max.
- H 56,9 [2.24] Dia.
- J 18,29 [.720]
- K 38°

Mating Coupling Blank
Eaton Part No. 12745-003



BEARINGLESS MOTOR DIMENSIONS

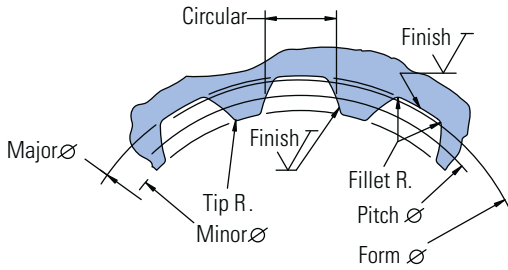
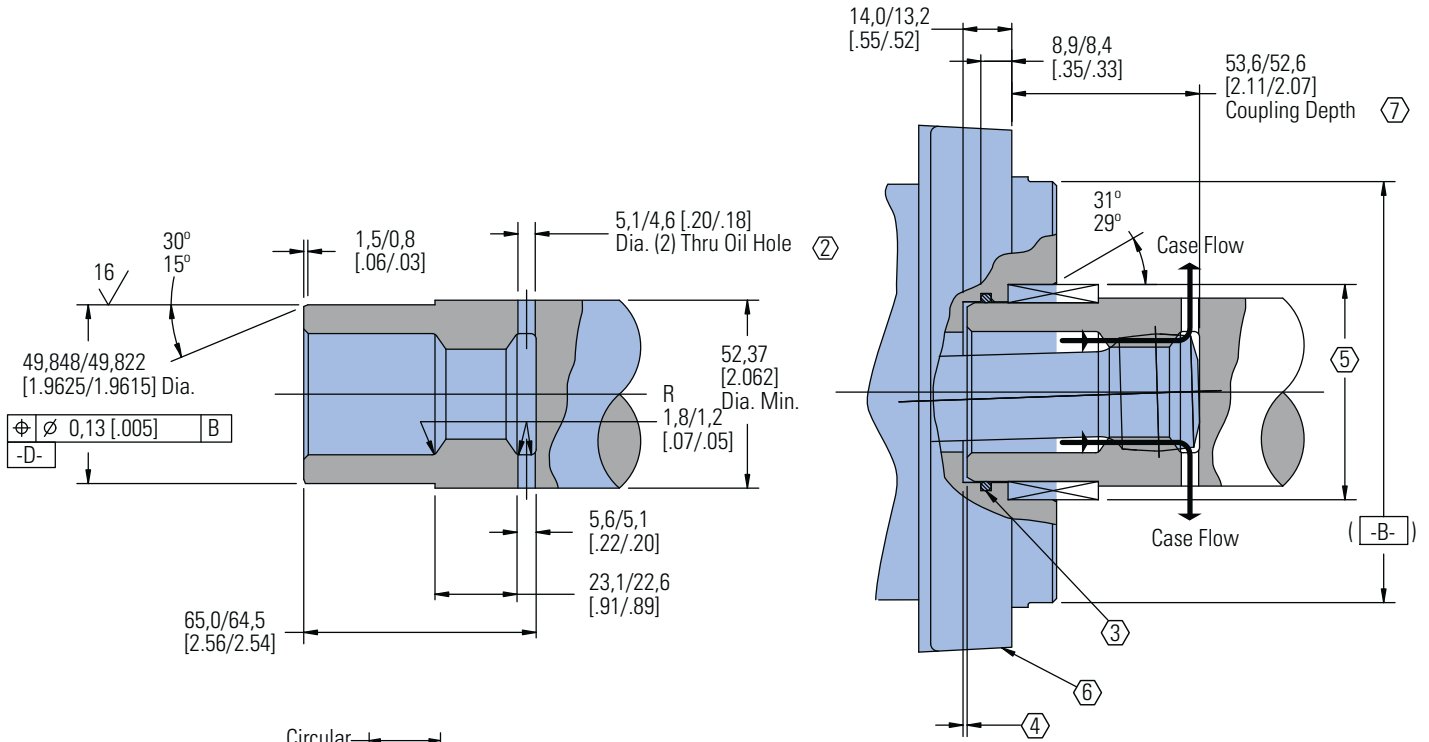
Displacement cm ³ /r [in ³ /r]	X mm [inch]	Y mm [inch]	XX mm [inch]	YY mm [inch]
110 [6.7]	91,0 [3.58]	146,8 [5.78]	100,1 [3.94]	178,8 [7.04]
130 [7.9]	95,0 [3.74]	150,8 [5.94]	104,1 [4.10]	182,9 [7.20]
160 [9.9]	101,4 [4.00]	157,1 [6.19]	110,5 [4.35]	189,2 [7.45]
205 [12.5]	109,9 [4.33]	165,7 [6.52]	118,9 [4.68]	197,6 [7.78]
245 [15.0]	101,4 [4.00]	157,1 [6.19]	110,5 [4.35]	189,2 [7.45]
310 [19.0]	109,9 [4.33]	165,7 [6.52]	118,9 [4.68]	197,6 [7.78]
395 [24.0]	120,6 [4.75]	176,3 [6.94]	129,5 [5.10]	208,3 [8.20]
495 [30.0]	133,5 [5.26]	189,2 [7.45]	142,5 [5.61]	221,2 [8.71]
625 [38.0]	150,5 [5.93]	206,3 [8.12]	159,5 [6.28]	238,3 [9.38]

4000 Series

Installation Information

Bearingless

- 1 Internal spline in mating part to be as follows: Material to be ASTM A304, 8620H. Carbonize to a hardness of 60-64 HRc with case depth (to 50HRc) of 0,076 - 1,27 [.030 - .050] (dimensions apply after heat treat).
- 2 Mating part to have critical dimensions as shown. Oil holes must be provided and open for proper oil circulation.
- 3 Seal to be furnished with motor for proper oil circulation thru splines.
- 4 Some means of maintaining clearance between shaft and mounting flange must be provided.
- 5 Counterbore designed to adapt to a standard sleeve bearing 50,010 - 50,040 [1.9689 - 1.9700] ID by 60,050 - 60,080 [2.3642 - 2.3653] (Oilite bronze sleeve bearing).
- 6 Similar to SAE "C" Four Bolt Flange.
- 7 52,8 [2.08] Max. dimension to be maintained when assembling shipping and installing unit to insure valve drive engagement with valve (this is required on displacement code number 24 only).



Spline Pitch.....	10/20
Pressure Angle.....	30°
Number of teeth.....	12
Class of Fit.....	Ref. 5
Type of Fit.....	Side
Pitch Diameter.....	Ref. 30,480000 [1.2000000] ∇ 0,20 [0.008] D
Base Diameter.....	Ref. 26,396455 [1.0392305]
Major Diameter.....	33,43 [1.316] Max. 33,23 [1.308] Min.
Min. Minor Diameter.....	28,40 - 28,58 [1.118 - 1.125]
Form Diameter, Min.....	32,59 [1.283]
Fillet Radius.....	0,63 - 0,76 [0.025 - .030]
Tip Radius.....	0,26 - 0,51 [0.010 - .020]
Finish.....	1,6 (63)
Involute Profile Variation.....	+0,000 -0,025 [+0.000 -0.010]
Total Index Variation.....	0,038 [0.015]
Lead Variation.....	0,013 [0.005]
Circular Space Width:	
Maximum Actual.....	5,045 [1.986]
Minimum Effective.....	4,995 [1.951]
Maximum Effective.....	Ref. 5,009 [1.972]
Minimum Actual.....	Ref. 4,986 [1.963]
Dimension Between Two Pins.....	Ref. 22,783 - 22,929 [0.8970 - .9027]
Pin Diameter.....	5,334 [2.100] Pins to Have 3,73 [1.47]
	Wide Flat for Root Clearance

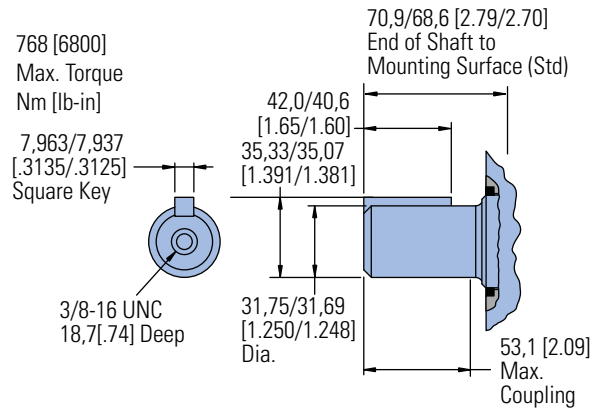
C-4

4000 Series

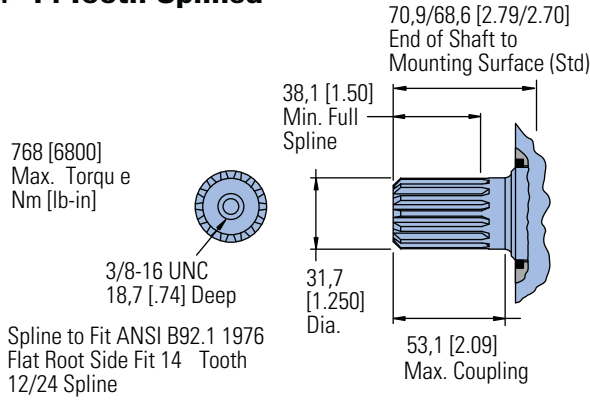
Dimensions

Shafts

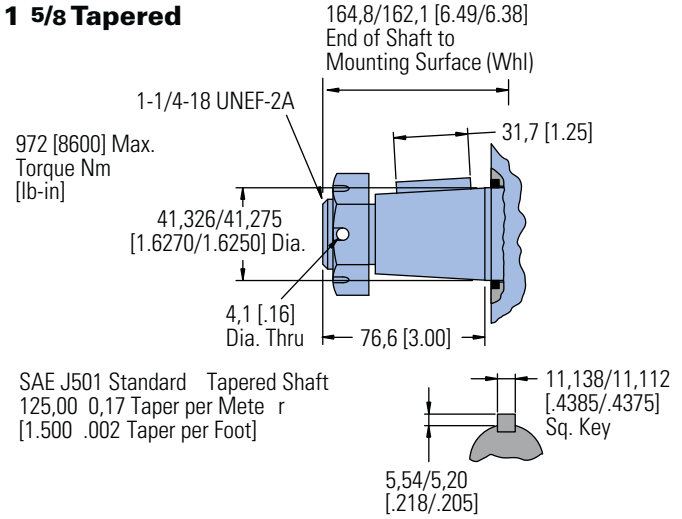
1 1/4 Inch Straight



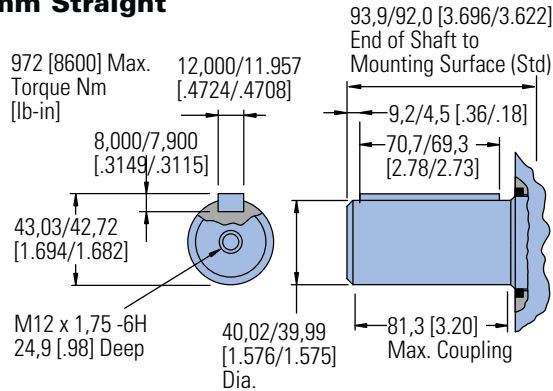
1 1/4 -14 Tooth Splined



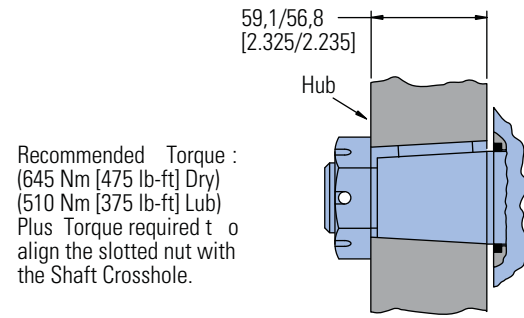
1 5/8 Tapered



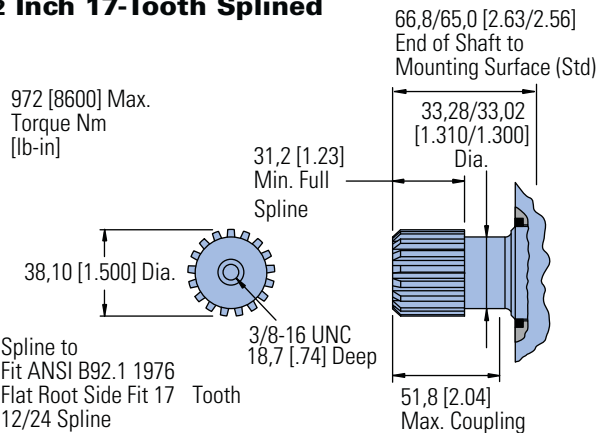
40 mm Straight



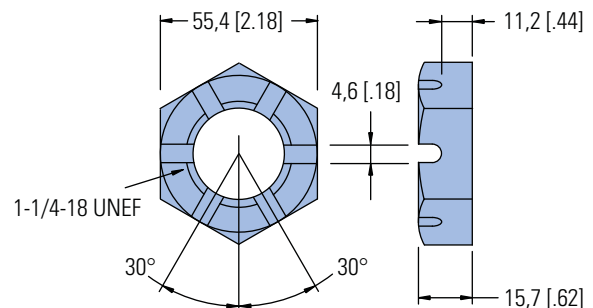
Tapered Shaft Hub Data



1 1/2 Inch 17-Tooth Splined



Slotted Hexagon Nut



4000 Series

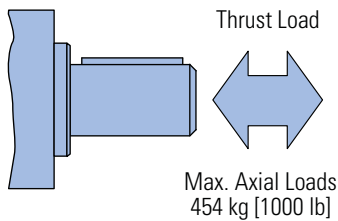
Shaft Side Load Capacity

These curves indicate the radial load capacity on the motor shaft(s) at various locations with an allowable external thrust load of 454 kg [1000 lb].

Note:

Case pressure will increase the allowable Inward thrust load and decrease the allowable outward thrust load. Case pressure will push outward on the shaft at 94 kg/7 Bar [208 lb/100 PSI].

Each curve is based on



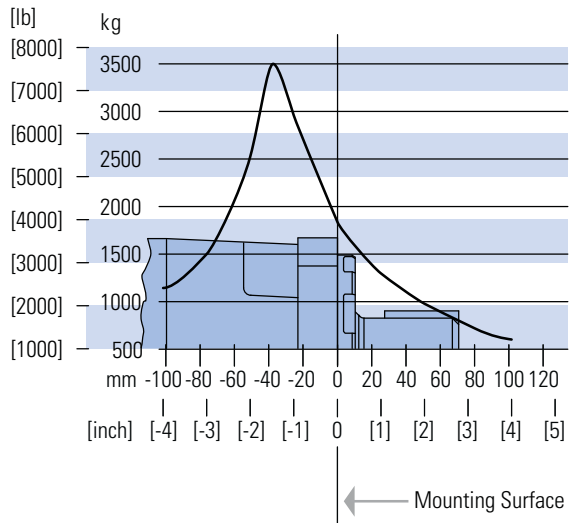
B 10 bearing life (2000 hours of 12,000,000 shaft revolutions at 100 RPM) at rated output torque.

To determine radial load at speeds other than 100 RPM, multiply the load values given on the bearing curve by the factors in the chart below.

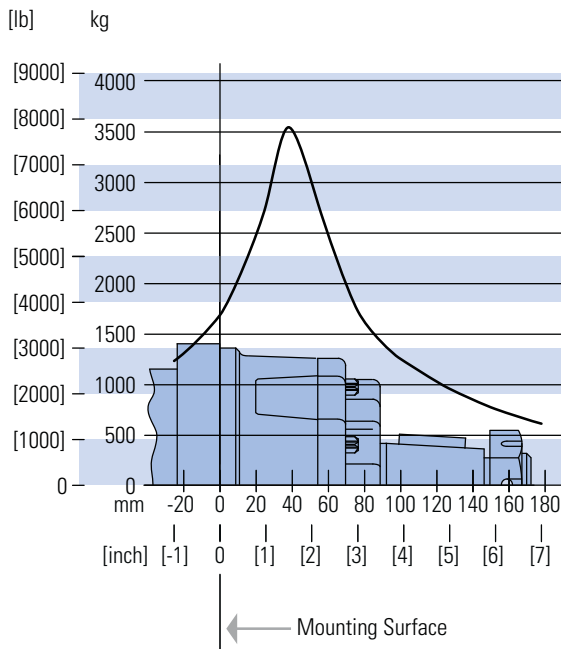
RPM	Multiplication Factor
50	1.23
100	1.00
200	0.81
300	0.72
400	0.66
500	0.62
600	0.58
700	0.56
800	0.54

For 3,000,000 shaft revolutions or 500 hours—Increase these shaft loads 52%.

Standard Motor
Straight and Splined Shafts



Wheel Motor Tapered Shaft



4000 Series

Case Pressure and Case Port

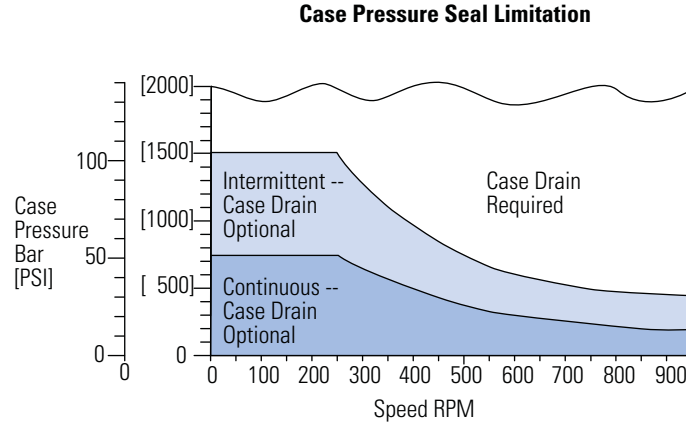
Char-Lynn 4000 Series motors are durable and have long life as long as the recommended case pressure is not exceeded. Allowable case pressure is highest at low shaft speeds. Consequently, motor life will be shortened if case pressure exceeds these ratings (acceptability may vary with application). Determine if an external case drain is required from the case pressure seal limitation chart.

Case Porting Advantage

Contamination Control — flushing the motor case.

Cooler Motor — exiting oil draws motor heat away.

Extend Motor Seal Life — maintain low case pressure with a preset restriction in the case drain line.

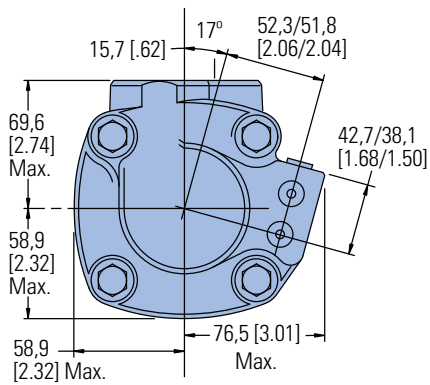
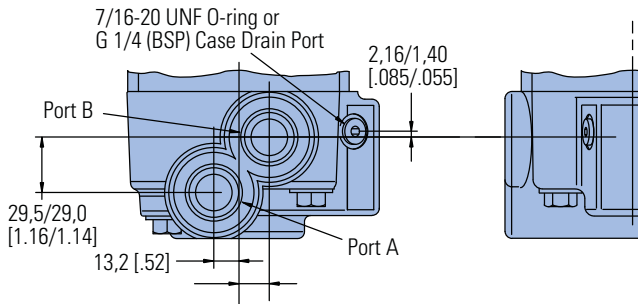


4000 Series

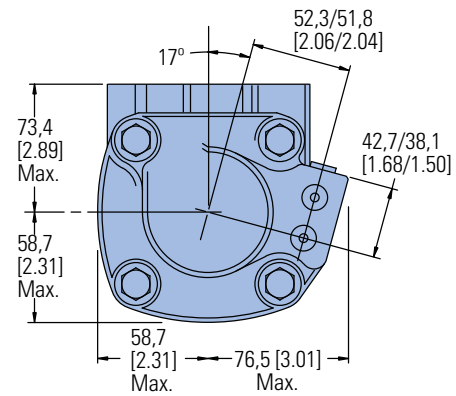
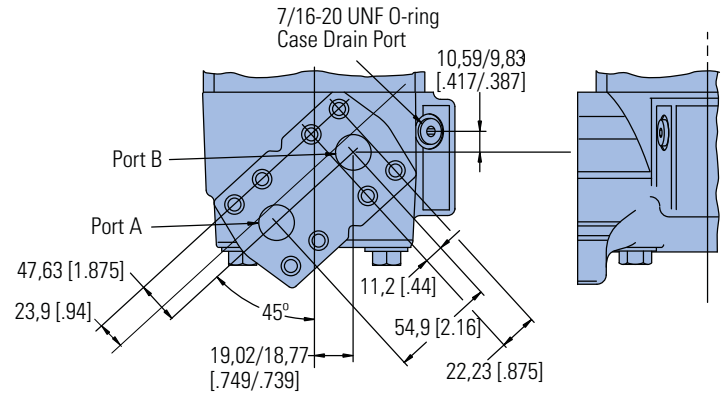
Dimensions

Ports

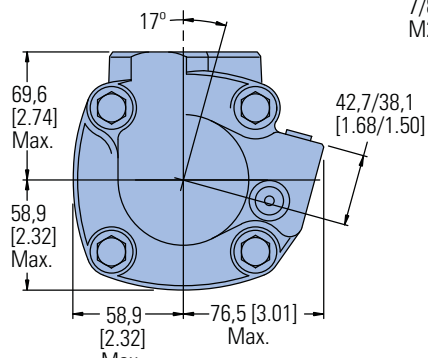
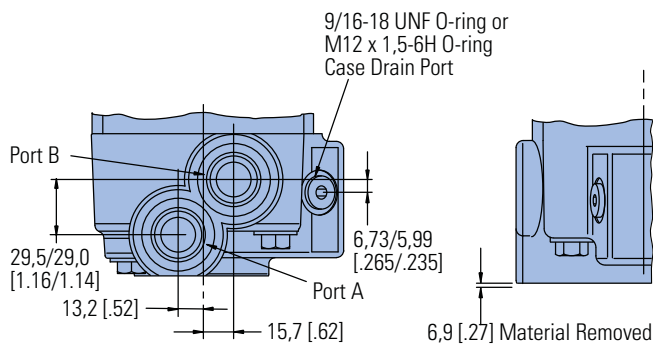
1-1/16-12 O-ring Ports (2) or G 3/4 (BSP) Ports (2)



4 Bolt 3/4 Inch Split Flange Ports to Fit SAE J518 c (2)



7/8-14 O-ring Ports (2) or M22 x 1,5-6H Ports (2)



6,9 [0.27] Material Removed from this Housing for 7/8-14 O-ring Ports and M22 x 1,5-6H Ports

4000 Series

Product Numbers

Note:

For 4000 Series Motors with a configuration **Not Shown** in the charts below: Use model code number system on the next page to specify product in detail.

Use digit prefix —109-, 110-, or 111- plus four digit number from charts for complete product number— Example 111-1057.

Orders will not be accepted without three digit prefix.

MOUNTING		SHAFT	PORT SIZEDISPL. cm ³ /r [in ³ /r] / PRODUCT NUMBER									
			110 [6.7]	130 [7.9]	160 [9.9]	205 [12.5]	245 [15.0]	280* [17.1]	310 [19.0]	395 [24.0]	495 [30.0]	625 [38.0]
Standard SAE B-Mount	1 1/4 Inch Straight	1 1/16 O-ring	109-1100	-1101	-1102	-1103	-1104	-1094	-1105	-1106	-1212	-1215
		3/4 inch Split Flange	109-1001	-1054	-1002	-1003	-1055	—	-1056	-1057	—	—
	1 5/8 Inch Tapered	1 1/16 O-ring	109-1107	-1108	-1109	-1110	-1111	—	-1112	-1113	-1479	-1455
		3/4 inch Split Flange	109-1006	-1058	-1007	-1008	-1059	—	-1402	-1061	—	—
	1 1/4 Inch 14 T Splined	1 1/16 O-ring	109-1114	-1115	-1116	-1117	-1118	—	-1119	-1120	—	—
		3/4 inch Split Flange	109-1011	-1062	-1012	-1013	-1063	—	-1064	-1065	—	—
Standard SAE C-Mount	40 mm Straight	G 3/4 (BSP)	109-1184	-1185	-1227	-1224	-1225	—	-1189	-1190	—	—
	1 1/4 Inch 17 T Splined	G 3/4 (BSP)	109-1191	-1192	-1193	-1194	-1195	—	-1196	-1197	—	—
Wheel Motor	1 1/4 Inch Straight	1 1/16 O-ring	110-1074	-1075	-1076	-1077	-1078	—	-1079	-1080	—	-1122
		3/4 inch Split Flange	110-1001	-1040	-1002	-1003	-1041	—	-1042	-1043	—	—
	40 mm Straight	G 3/4 (BSP)	110-1108	-1109	-1110	-1111	-1112	—	-1113	-1125	—	—
	1 5/8 Inch Tapered	1 1/16 O-ring	110-1081	-1082	-1083	-1084	-1085	—	-1086	-1087	1116	-1117
		3/4 inch Split Flange	110-1006	-1044	-1007	-1008	-1045	—	-1046	-1047	—	—
	1 1/4 Inch 14 T Splined	1 1/16 O-ring	110-1088	-1089	-1090	-1091	-1092	—	-1093	-1094	—	—
		3/4 inch Split Flange	110-1011	-1048	-1012	-1013	-1049	—	-1050	-1051	—	—
	Bearingless		1 1/16 O-ring	111-1033	-1034	-1035	-1036	-1037	—	-1038	-1039	-1062
		3/4 inch Split Flange	111-1044	-1015	-1045	-1046	-1016	—	-1017	-1018	—	—
		G 3/4 (BSP)	111-1052	-1053	-1054	-1055	-1056	—	-1057	-1058	—	—

* New Release

111-1057

4000 Series

Model Code

The following 30-digit coding system has been developed to identify all of the configuration options for the 4000 Series motor. Use this model code to specify a motor with the desired features. All 30 digits of the code must be present when ordering. You may want to photocopy the matrix below to ensure that each number is entered in the correct box.

M	0	4		*	*	*	*	*	*	*	*	*	*	*	*	*	*	*	*	*	*	*	*	*	*	*	*	*	
1	2	3	4	5	6	7	8	9	10	11	12	13	14	15	16	17	18	19	20	21	22	23	24	25	26	27	28	29	30

1 Product
M - Motor

2, **3** Series
04 - 4000 Series

4, **5**, **6** Displacement
cm³/r [in³/r]

067 - 109.8 cm³/r [6.70 in³/r]
080 - 130.3 cm³/r [7.95 in³/r]
099 - 162.2 cm³/r [9.90 in³/r]
125 - 205.5 cm³/r [12.54 in³/r]
150 - 246.3 cm³/r [15.03 in³/r]
 171 - 280.1 cm³/r [17.09 in³/r]
190 - 311.8 cm³/r [19.03 in³/r]
 225 - 369.0 cm³/r [22.52 in³/r]
240 - 393.9 cm³/r [24.04 in³/r]
301 - 492.6 cm³/r [30.06 in³/r]
 342 - 560.2 cm³/r [34.18 in³/r]
 381 - 623.9 cm³/r [38.07 in³/r]

7, **8** Mounting Type
AA - Bearingless, 4 Bolt: 127.00 [5.000] Pilot Dia. 14.27 [.562] Dia. Holes on 161.92 [6.375] Dia. Bolt Circle
AB - Standard, 4 Bolt: 101.60 [4.000] Pilot Dia. 14.7 [.58] Slots on 127.00 [5.000] Dia. Bolt Circle. (SAE B)
AC - Wheel, 4 Bolt: 139.70 [5.500] Pilot Dia. 14.27 [.562] Dia. Holes on 165.10 [6.500] Dia. Bolt Circle.

AD - Wheel, 4 Bolt: 127.00 [5.000] Pilot Dia. .500-13 UNC-2B Threaded Holes on 147.62 [5.812] Dia. Bolt circle.

AF - Standard, 4 Bolt: 127.00 [5.000] Pilot Dia. 14.27 [.562] Dia. Holes on 161.92 [6.375] Dia. Bolt Circle. (SAE C)

AH - Standard: ISO Flange 125 B4hw (ISO 3019/2) 124.97 [4.920] Pilot Dia. 14.27 [.562] Dia. Holes on 160.00 [6.299] Dia. Bolt Circle

AP - Wheel, 4 Bolt: 160.0 [6.30] Pilot Dia. with 5.8 [.23] Pilot Length and 18.00 [.709] Dia Holes on 200.00 [7.874] Bolt Circle (ISO Compatible)

9, **10** Output Shaft
00 - None (Bearingless)
01 - 31.75 [1.250] Dia. Straight With .375-16UNC-2B Thread, 53.1 [2.09] Max Coupling Length, 7.938 [.3125] Sq x 41.27 [1.625] Straight Key

02 - 41.28 [1.625] Dia. Tapered with 11.112 [.4375] Sq x 31.75 [1.250] Straight Key, 1.250-18UNEF-2A Thread with Slotted Hex Nut

03 - 31.75 [1.250] Dia. Flat Root Side Fit, 14 Tooth, 12/24 DP 30° Involute Spline, 38.1 [1.50] Minimum Full Spline Length with .375-16UNC-2B Thread

10 - 38.10 [1.500] Dia. Flat Root Side Fit, 17 Tooth, 12/24 DP 30°. Involute Spline, 31.2 [1.23] Minimum Full Spline Length, with .375-16 UNC-2B Thread in End

11 - 40.00 [1.575] Dia. Straight with M12 x 1.75-6H Thread, 7.955 [.3132] x 11.979 [.4716] Wide X 69.98 [2.755] Straight Key

21 - 40.00 [1.575] Dia. 10:1 Tapered Shaft per ISO R775 with .750-16 UNF-2B Threaded in End, 12W x 8H 70L [.472W x .313H x 2.76L] Key

22 - None (Bearingless) European Spline

25 - 42.00 [1.654] Dia. 10:1 Tapered Shaft per ISO R775 with .750-16 UNF-2B Thread in End, 12W x 8H X 63L [.472W X .313H X 2.48L] Key

11, **12** Ports
AA - .875-14 UNF-2B SAE O-Ring Ports - Staggered Ports

AB - 1.0625-12 UN-2B SAE O-Ring Ports - Staggered Ports

AC - G 3/4 Ports - Staggered Ports

AD - 19.05 [.750] 4 Bolt Split Flange Staggered Ports Standard Pressure Series (Code 61)

AE - M22 X 1.5-6H O-Ring Port - Staggered Ports

AG - 12.70 [.500] Dia. Manifold Ports

AJ - Dash 12 Stc Type II+ (Snap to Connect) Ports - Staggered Ports

13, **14** Case Flow Options
00 - None

01 - .5625-18 UNF-2B SAE O-Ring Port with Shuttle

02 - .4375-20 UNF-2B SAE O-ring Port with Check Valve

03 - G 1/4 BSP Straight Thread with Check Valve

06 - .4375-20 UNF-2B SAE O-ring Port with Reverse Flow Shuttle

10 - Dash 6 Stc Type II+ (Snap to Connect) Port

15 Low Pressure Relief
0 - None

A - Set at 4.5 Bar [65 lbf/in²]

B - Set at 15.2 Bar [220 lbf/in²]

16, **17** Pressure/Flow Option
00 - None

18 Geroler Option
0 - Standard

19 Seal Option
0 - Standard
 1 - Viton
4 - Seal Guard

20, **21** Accessories
00 - None

AC - M 12 Threaded Connector, Long Body Digital Speed and Direction Pickup (Two 36 Pulse Signals in Quadrature per Revolution Pin 1=Power Supply, Pin 2=Output Signal 1, Pin 3=Common, Pin 4=Output Signal 2)

AD - M 12 Threaded Connector, Digital Speed And Direction Pickup (One 72 Pulse per Rev Speed Signal and One Directional Signal (Pin 1=Power, Pin 2=Direction, Pin 2=Common, Pin 4=Speed))

22, **23** Special Features (Hardware)
00 - None

17 - Low Noise Valve Plate

24, **25** Special Features (Assembly)
00 - None

26, **27** Paint/Packaging
00 - No Paint, Individual Box

AA - Low Gloss Black Primer, Individual Box
 AB - Epoxy Coated (Frost Gray), Individual Box

28, **29** Customer Identification
00 - None

30 Design Code
F - Sixth

Feature in **bold** are preferred and allow for shorter lead time.